

Effect of fluctuations on mean-field dynamos

A. Alexakis^{1,2,3,4}, S. Fauve^{1,2,3,4,†}, C. Gissinger^{1,2,3,4} and F. Pétrélis^{1,2,3,4}

¹Laboratoire de Physique Statistique, Ecole Normale Supérieure, PSL Research University,
24 rue Lhomond 75005, Paris, France

²Université Paris-Diderot, Sorbonne Paris-Cité, 24 rue Lhomond 75005, Paris, France

³UPMC, Sorbonne Université, 24 rue Lhomond 75005, Paris, France

⁴CNRS, 24 rue Lhomond 75005, Paris, France

(Received 5 April 2018; revised 5 June 2018; accepted 6 June 2018)

We discuss the effect of different types of fluctuations on dynamos generated in the limit of scale separation. We first recall that the magnetic field observed in the VKS (von Karman flow of liquid sodium) experiment is not the one that would be generated by the mean flow alone and that smaller scale turbulent fluctuations therefore play an important role. We then consider how velocity fluctuations affect the dynamo threshold in the framework of mean-field magnetohydrodynamics. We show that the detrimental effect of turbulent fluctuations observed with many flows disappears in the case of helical flows with scale separation. We also find that fluctuations of the electrical conductivity of the fluid, for instance related to temperature fluctuations in convective flows, provide an efficient mechanism for dynamo action. Finally, we conclude by describing an experimental configuration that could be used to test the validity of mean-field magnetohydrodynamics in strongly turbulent flows.

Key words: plasma instabilities, plasma nonlinear phenomena

1. Introduction

It was proposed nearly one century ago that the magnetic field of the Sun or the Earth could be generated by an induction mechanism similar to the one that occurs in dynamos without using permanent magnets (Larmor 1919). In the approximation of magnetohydrodynamics, the magnetic field \mathbf{B} is governed by the induction equation

$$\frac{\partial \mathbf{B}}{\partial t} = \nabla \times (\mathbf{V} \times \mathbf{B}) + \eta \nabla^2 \mathbf{B}, \quad (1.1)$$

where $\mathbf{V}(\mathbf{r}, t)$ is the velocity field. $\eta = 1/(\mu_0 \sigma)$ is the magnetic diffusivity where μ_0 is the magnetic permeability of a vacuum and σ is the electrical conductivity. If \mathbf{V} has an appropriate geometry, the trivial solution $\mathbf{B} = 0$ of (1.1) can become unstable when the magnetic Reynolds number, $R_m = VL/\eta$ is large enough to overcome ohmic diffusion. V is a characteristic velocity and L is a characteristic scale of the flow domain. The magnetic field then displays an exponential growth until the back reaction of the Lorentz force on the velocity field saturates its growth.

† Email address for correspondence: fauve@lps.ens.fr

Taking the scalar product of (1.1) with \mathbf{B} , we obtain the evolution equation for the magnetic energy

$$\frac{d}{dt} \int \frac{\mathbf{B}^2}{2\mu_0} d^3x = \int (\mathbf{V} \times \mathbf{B}) \cdot \mathbf{j} d^3x - \int \frac{\mathbf{j}^2}{\sigma} d^3x, \quad (1.2)$$

where \mathbf{j} is the current density such that $\nabla \times \mathbf{B} = \mu_0 \mathbf{j}$. In a stationary regime, the two terms on the right-hand side should have the same time average, showing that, in absolute value, the power of the Lorentz force is balanced by ohmic dissipation.

In the case of liquid metals, such as liquid iron in the Earth core, the flow can be considered incompressible and the velocity field is governed by the Navier–Stokes equation

$$\rho \left[\frac{\partial \mathbf{V}}{\partial t} + (\mathbf{V} \cdot \nabla) \mathbf{V} \right] = -\nabla P + \rho \nu \nabla^2 \mathbf{V} + \mathbf{f} + \mathbf{j} \times \mathbf{B}, \quad (1.3)$$

where P is the pressure field, ρ is the fluid density, ν is its kinematic viscosity, \mathbf{f} is a volumic force field.

In the simplest configurations in which the flow is characterized by only one length scale L and one velocity scale V , we have two independent dimensionless numbers, $R_m = VL/\eta$ and the kinetic Reynolds number $Re = VL/\nu$. Their ratio is the magnetic Prandtl number, $P_m = \mu_0 \sigma \nu$ which is smaller than 10^{-5} for liquid metals. Therefore $Re \gg R_m$ and the flow is fully turbulent when the dynamo threshold is reached. This makes the problem both interesting and difficult because an instability that occurs in a fully turbulent regime must be handled. This also makes the experimental observation of the dynamo effect more challenging because turbulent fluctuations often increase the dynamo threshold in systems characterized by one spatial scale L (see § 4).

It was found more than fifty years ago by Steinbeck, Krause and Rädler that the existence of two different characteristic spatial scales for the velocity and the magnetic field greatly simplifies the understanding of the dynamo problem in a turbulent flow (see Krause & Rädler 1980, and references therein). In many astrophysical or geophysical flows, the energy containing eddies are of characteristic scale l much smaller than the scale L at which the magnetic field is generated. We expect that such a configuration could lead to an efficient dynamo because ohmic dissipation of the large-scale magnetic field vanishes in the limit $L \rightarrow \infty$. However, the problem is not so simple because advection of the large-scale magnetic field by the small-scale velocity field generates a small scale component of the magnetic field with a characteristic spatial scale l . Ohmic dissipation related to this small-scale magnetic field should be compensated by some induction effect. The idea of mean field magnetohydrodynamics is to decompose the magnetic field into a large scale mean part and a small-scale part \mathbf{b} with zero mean. We thus define $\langle \cdot \rangle$ which stands for an average in space if \mathbf{v} is spatially periodic or an ensemble average if \mathbf{v} is a random field that mimics a turbulent flow. We assume for simplicity that the velocity field involves only a fluctuating component \mathbf{v} at small scale l such that $\langle \mathbf{v} \rangle = 0$. Taking the mean of (1.1) gives

$$\frac{\partial \langle \mathbf{B} \rangle}{\partial t} = \nabla \times \langle \mathbf{v} \times \mathbf{b} \rangle + \eta \nabla^2 \langle \mathbf{B} \rangle. \quad (1.4)$$

Subtracting (1.4) from (1.1) gives the evolution equation for the small-scale magnetic field

$$\frac{\partial \mathbf{b}}{\partial t} = \nabla \times (\mathbf{v} \times \langle \mathbf{B} \rangle) + \nabla \times [(\mathbf{v} \times \mathbf{b}) - \langle \mathbf{v} \times \mathbf{b} \rangle] + \eta \nabla^2 \mathbf{b}. \quad (1.5)$$

Equations (1.4), (1.5) can be easily solved perturbatively provided $b \ll B$, where b (respectively B) is the characteristic amplitude of \mathbf{b} (respectively $\langle \mathbf{B} \rangle$). The balance of the two dominant terms on the right-hand side of (1.5) gives $b \sim Bvl/\eta$ whereas the balance of the two terms on the right-hand side of (1.4) gives $B \sim bvL/\eta$. We therefore expect a dynamo for

$$v\sqrt{lL}/\eta = \text{const. i.e. } R_m^c \propto \sqrt{\frac{L}{l}}. \tag{1.6}$$

At onset, the magnetic Reynolds number at small scale is small, $R_m^l = vl/\eta = O(\sqrt{l/L})$ whereas the magnetic Reynolds number at large scale is large, $R_m^L = vL/\eta = O(\sqrt{L/l})$ and $b/B = O(\sqrt{l/L})$ is small. Other limits can be handled, in particular a large R_m limit at small scale (Krause & Rädler 1980), but their validity is questionable (see § 5). The smallness of vl/η allows us to compute $\langle \mathbf{v} \times \mathbf{b} \rangle$ from (1.5) and to close the mean-field equation (1.4). We obtain

$$\langle \mathbf{v} \times \mathbf{b} \rangle_i = \alpha_{ij} \langle \mathbf{B}_j \rangle + \beta_{ijk} \frac{\partial \langle \mathbf{B}_j \rangle}{\partial x_k} + \dots \tag{1.7}$$

The form of the tensors $\alpha_{ij}, \beta_{ijk}, \dots$, is strongly constrained by the symmetries of the velocity field (Krause & Rädler 1980). For an isotropic velocity field, $\alpha_{ij} = \alpha \delta_{ij}$, and we get to leading order the mean-field equation often used to take into account the α -effect

$$\frac{\partial \langle \mathbf{B} \rangle}{\partial t} = \alpha \nabla \times \langle \mathbf{B} \rangle + \eta \nabla^2 \langle \mathbf{B} \rangle. \tag{1.8}$$

$\langle \mathbf{B} \rangle$ being a pseudo-vector and $\langle \mathbf{v} \times \mathbf{b} \rangle$ a vector, α should vanish if the flow has a planar symmetry. If α is not zero, (1.8) always predicts a dynamo provided the domain size L is large enough. More precisely, the critical magnetic Reynolds number at small scale R_{mc}^l vanishes if L tends to infinity.

This dynamo mechanism, the so-called α -effect, has been understood qualitatively by Parker (1955) by considering the deformation of magnetic field lines by cyclonic fluid motions. A clever example of spatially periodic flow that generates a magnetic field through an α -effect has been provided by Roberts (1970, 1972). It consists of a square array of counter-rotating helical vortices with maximum total helicity. It belongs to the class of the so-called ABC flows (Childress 1969)

$$\mathbf{v}(x, y, z) = \begin{pmatrix} A \sin(k_f z) + C \cos(k_f y) \\ B \sin(k_f x) + A \cos(k_f z) \\ C \sin(k_f y) + B \cos(k_f x) \end{pmatrix}. \tag{1.9}$$

The Roberts flow with for instance helical vortices along the x -axis corresponds to $B = 0$. The dependence of R_m^c on the scale separation has been calculated for Roberts flows by Tilgner (1997), Plunian & Rädler (2002). It has been found that R_m^c is minimum for an optimal scale separation $L/l \sim 6-8$.

We note that from the experimental point of view, scale separation might be not as advantageous (Fauve & Pétrélis 2003). If the limiting factor is the available injected power I , we can use the following estimates: the turbulent dissipation on a volume l^3 is $\rho v^3 l^2$ so that the total injected power writes $I \propto \rho v^3 L^3 / l$. At onset we then have $I_c \propto \rho \eta^3 L^{3/2} / l^{5/2}$. We thus observe that increasing L or decreasing l result in an increase of the power required to reach the dynamo onset. For a laminar Roberts flow, there is an

optimal scale separation for which the power required to reach the dynamo threshold is minimum (as well as for R_m^c , Plunian 2005). We show in § 4 that this property also holds in the case of a turbulent flow driven by a Roberts forcing.

This paper is organized as follows: in § 2, we recall some results of the VKS (von Kármán flow of liquid sodium) experiment and emphasize that the generation of a large-scale magnetic field strongly depends on the fluctuating part of the velocity field and is consistent with an $\alpha - \omega$ -type mean-field dynamo mechanism. The effect of velocity fluctuations on dynamo action is considered in § 3. We first consider how the dynamo threshold of a laminar flow is changed when small amplitude fluctuations of the velocity field are taken into account. We then show how different types of fluctuations change the threshold of an α^2 dynamo. The effect of a fully turbulent flow on an α^2 dynamo is studied in § 4. Whereas turbulent fluctuations often increase the dynamo threshold in flows without scale separation, it is found that such an increase is suppressed in the presence of scale separation. α -dynamos at large R_m are discussed in § 5. Finally, a mean-field dynamo that results from a spatially dependent electrical conductivity is presented in § 6.

2. The VKS experiment: an $\alpha - \omega$ dynamo

2.1. The VKS experiment

Three successful fluid dynamo experiments have been performed so far: the Karlsruhe experiment (Stieglitz & Müller 2001), the Riga experiment (Gailitis *et al.* 2001) and the VKS experiment (Monchaux *et al.* 2007). In contrast to the Karlsruhe and Riga dynamos, the magnetic field generated in the VKS experiment strongly differs from the one generated if the mean flow were acting alone.

The VKS experiment was designed to study the generation of magnetic field by a von Kármán swirling flow of liquid sodium (figure 1a). Von Kármán swirling flows are generated by two co-axial rotating disks (Zandbergen & Dijkstra 1987). The fluid is expelled radially outward by the centrifugal force along each disk and recirculates because of incompressibility. This drives an inward flow in the mid-plane between the two disks and an axial flow toward each disk along their axis as in the case of centrifugal pumps. When the disks are counter-rotating, the toroidal component of the mean flow vanishes and changes sign between the two disks. This strong shear generates a high level of turbulent fluctuations with an intensity comparable to the one of the mean flow. The initial motivation to use this von Kármán flow configuration for dynamo studies resulted from:

- (i) the observation of strong vorticity concentrations (Douady, Couder & Brachet 1991; Fauve, Laroche & Castaing 1993);
- (ii) the existence of differential rotation related to the toroidal mean flow component;
- (iii) and the lack of mirror symmetry.

These arguments in favour of a von Kármán flow configuration were qualitative, the first one being related to the questionable vorticity–magnetic field analogy (Batchelor 1950), the two others being known to act in the most efficient dynamo mechanisms, although not necessary for dynamo action. In its final configuration, the VKS experiment contained approximately 160 l of liquid sodium in a cylinder of inner radius $R_0 = 289$ mm and height 604 mm, driven by two co-axial impellers made of disks of radius $R = 154.5$ mm, 371 mm apart and fitted with eight curved blades of height 41.2 mm in order to increase the flow entrainment. An inner cylinder of radius $R_c = 206$ mm and height 524 mm has been used in earlier runs in order to

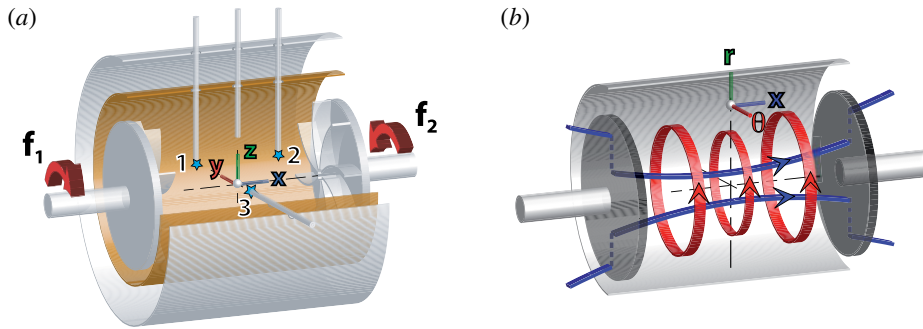


FIGURE 1. (a) Sketch of the VKS experiment. The flow is generated by two co-axial impellers counter-rotating at frequencies f_1 and f_2 . The grey lines show the location of the Hall probes. (b) Sketch of the mean magnetic field generated with counter-rotating impellers at the same frequency. Both poloidal (blue) and toroidal (red) field lines are displayed.

obtain sodium at rest surrounding the flow. An annulus has also been attached in the mid-plane along the inner cylinder in order to reduce turbulent fluctuations of the shear layer. These appendages did not improve the dynamo efficiency and were removed later on. The 300 kW motors drive the impellers in counter-rotation at a maximum frequency 25 Hz. Above a rotation frequency $F_1 = F_2 = f \simeq 13$ Hz, i.e. a magnetic Reynolds number $R_m = \mu_0 \sigma 2\pi f R R_0 \simeq 43$, a magnetic field is generated by the flow. The kinetic Reynolds number, Re , being larger than 10^6 , the flow is strongly fluctuating as well as the generated magnetic field. Its temporal average is roughly a dipole with its axis parallel to the rotation axis of the experiment (figure 1b). The geometry of the magnetic field was one of the surprising results of the VKS experiment. It was indeed commonly believed that the mean part of the flow could be more efficient in generating a magnetic field than the turbulent fluctuations. The mean flow generated in the von Kármán configuration with counter-rotating disks is axisymmetric and has the topology of the so-called s_2t_2 flow considered within a sphere by Dudley & James (1989). The mean flow being axisymmetric, the generated magnetic field should break axisymmetry according to Cowling theorem (Cowling 1933). Indeed, it takes the form of an equatorial dipole (see figure 2a). Therefore, the magnetic field in the VKS experiment is not that generated if the mean flow were acting alone and turbulent fluctuations play an important role.

It should be emphasized that the available motor power of the VKS experiment does not allow us to reach the dynamo threshold using stainless steel impellers. The critical magnetic Reynolds number given above corresponds to impellers made of iron, i.e. with a high magnetic permeability. The effect of iron will be discussed below but we observe that it does not affect the above picture: even with impellers made of iron, an axisymmetric flow generates an equatorial dipole field (Gissinger *et al.* 2008b) whereas an axial dipole is observed in the experiment. In order to correct misleading statements about the VKS experiment, it should be stressed that iron impellers are not the primary reason for the generation of a time-averaged magnetic field in the form of an axial dipole. Non-axisymmetric fluctuations of the velocity field are the essential requirement. It could seem afterwards obvious that turbulent fluctuations as large as the mean flow cannot be neglected when predicting the dynamo, but when the VKS experiment was developed, many groups were convinced that kinematic dynamo

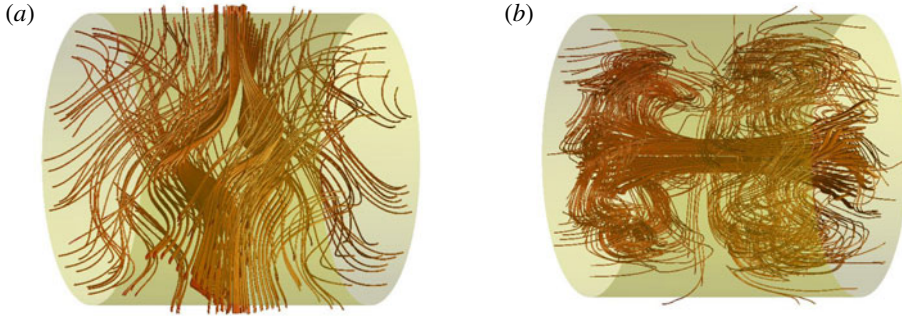


FIGURE 2. (a) Equatorial dipole generated by an axisymmetric mean flow in a cylindrical domain. (b) Axial dipole generated when a non-axisymmetric component in the form of vortices along the blades is added to the mean flow.

calculations made using the time-averaged velocity field could be enough to predict the geometry of the magnetic field and its dynamo threshold.

2.2. The $\alpha - \omega$ mechanism

Shortly after the observation of the dynamo effect in the VKS experiment (Monchaux *et al.* 2007), we proposed an $\alpha - \omega$ mechanism for the generation of the magnetic field (Pétrélis, Mordant & Fauve 2007). The ω effect is straightforward to understand in the VKS experiment. It is related to the counter-rotating impellers that generate a strong differential rotation along the axis of the set-up. An applied axial magnetic field therefore generates an azimuthal field that can be easily as large as the axial one (Bourgoin *et al.* 2002). As usual, the difficult step is to convert this azimuthal field to an axial one in order to close the loop of the dynamo mechanism. The idea is to take into account some important non-axisymmetric velocity fluctuations related to the blades of the impellers used in the experiment. A strong radial outflow is generated along the disk between two successive blades because of the centrifugal force. In addition, the shear related to the counter-rotation of the impellers generates radial vorticity such that the radially outward flow that exists between two successive blades is a swirling flow with helicity. These 8 helical vortices provide a way to generate an axial magnetic field from an azimuthal one through the α effect. It can be easily checked that the respective signs of α and ω are appropriate for a dynamo and that the helicity of the generated magnetic field by this $\alpha - \omega$ mechanism has the opposite sign to the kinetic helicity of the radial vortices along the blades. These properties were observed in the VKS experiment.

This $\alpha - \omega$ mechanism has been confirmed by kinematic dynamo simulations: it has been shown that when strong enough vortices along the blades are added to an axisymmetric mean flow, the generated dynamo is no longer an equatorial dipole but is dominated by an axial dipole (see figure 2b Gissinger 2009). It should be noted that, despite its simplicity, this model is the only numerical model of the VKS experiment that has also been able to reproduce the main transitions observed in the parameter space of the VKS experiment, i.e. an alternation of stationary and oscillatory dynamo regimes as the difference in the speeds of the impellers is increased from the counter-rotating case (Berhanu *et al.* 2010). To the best of our knowledge, other models, including much more sophisticated ones, have not yet been able to capture these important features.

Following the $\alpha - \omega$ mechanism described in Petrelis *et al.* (2007), some attempts have been made to model helical fluctuations using mean-field magnetohydrodynamics (MHD) equations including the α tensor (Laguerre *et al.* 2008). Although some initial success has been claimed, the same authors and others have later concluded that unrealistically large values of α should be considered in order to reproduce the experimentally observed threshold value (Giesecke *et al.* 2010a). We comment that it could be difficult to get quantitative results assuming a rough distribution of the α effect as well as a mean flow only in the bulk of the cylinder or no mean flow at all. In addition, it is clear that the $\alpha - \omega$ mechanism does not take into account the rotating iron impellers that are known to decrease the dynamo threshold observed in experiments. It would be more realistic to evaluate the value of α needed to reproduce the threshold of order $R_m \sim 100$, experimentally predicted with stainless steel impellers inside an iron cylinder using the decay time of a transient magnetic field.

2.3. The effect of iron impellers

The VKS dynamo has been observed so far only when impellers made of soft iron have been used. More precisely, one iron impeller is enough provided it rotates fast enough. Both the disk and the blades should be made of iron. This of course does not mean that iron impellers are necessary to generate a dynamo. They are required in our experiment in order to reach the dynamo threshold R_m^c with the available motor power.

Impellers made of iron first modify the boundary conditions for the magnetic field. It is therefore not surprising that this changes the dynamo threshold and this was the motivation to use them. Numerical simulations have shown that magnetic boundary conditions corresponding to the high permeability limit significantly decrease the dynamo threshold in the VKS geometry both for an equatorial or axial dipolar mode (Gissinger *et al.* 2008b; Gissinger 2009).

This shift in threshold does not fully explain the experimental results since an experiment performed with two impellers made of stainless steel in an iron inner cylinder of radius $R_c = 206$ mm did not reach the dynamo threshold. However, measurements of the decay rate of a transient magnetic field extrapolate to zero for a frequency of approximately 45 Hz, therefore predicting a critical magnetic Reynolds number $R_m^c = \mu_0 \sigma 2\pi f R R_c \sim 100$. This can be compared to the dynamo threshold observed with impellers made of iron in a copper inner cylinder of radius $R_c = 206$ mm, $R_m^c \sim 36$. The VKS experiment has therefore shown that, for a given flow of liquid sodium, iron impellers strongly decrease the dynamo threshold.

Numerical simulations using mean-field MHD with boundary conditions that mimic the iron impellers of the VKS experiment have shown that the required magnitude of the α -effect for the dynamo threshold decreases when the magnetic permeability of the impellers increases (Giesecke, Stefani & Gerbeth 2010b). Below dynamo onset, ferromagnetic impellers lead to an increased decay time of the axisymmetric mode (Giesecke *et al.* 2012). It has been claimed that impellers of high magnetic permeability are important ‘to promote axisymmetric modes’. This is true only at low kinetic Reynolds number Re . When Re increases and the flow becomes turbulent, an axial dipolar time-averaged dynamo is favoured compared to an equatorial dipole even without ferromagnetic boundary conditions (Gissinger, Dormy & Fauve 2008a). It has also been argued (Giesecke *et al.* 2010b) that the periodic modulation of the magnetic permeability in the azimuthal direction resulting from the presence of

the blades could generate a different dynamo mechanism in which the poloidal and toroidal field components are coupled through the boundary conditions. This is indeed a possible mechanism but it leads to a dynamo threshold orders of magnitude larger than the one observed in the VKS experiment (Gallet, Petrelis & Fauve 2012, 2013).

An analytical model using mean-field MHD allows us to understand the physical mechanism explaining the decrease of dynamo threshold that results from the presence of an iron disk (Herault & Petrelis 2014). It should be first noticed that the differential rotation generating the ω -effect in the VKS experiment has opposite signs in the bulk and behind the disks. Assuming that the poloidal field does not change sign across the disk, the azimuthal field generated by the ω -effect should change sign, and therefore should vanish on the disk. The other alternative is that the poloidal field vanishes on the disk, the azimuthal field keeping the same sign on both sides of the disk. In both cases, if the component of the field that vanishes remains small close to the disk, the dynamo efficiency that requires the presence of both components, will decrease. It has been shown in Herault & Petrelis (2014) that increasing the magnetic permeability of a disk results in a more abrupt change of sign of the axial field. Therefore the axial field is large on both sides of the disk, thus leading to a configuration with a good dynamo efficiency. It has also been shown that there is an optimum value of the magnetic permeability for maximum dynamo efficiency, i.e. minimum dynamo threshold. The low dynamo threshold observed when both the disks and the blades are ferromagnetic can be understood along the same line of thought: the easy magnetization direction is azimuthal in the disk and along the blades in the blades. The ferromagnetic disk (respectively blades) leads to a large toroidal (respectively poloidal) component of the magnetic field in the vicinity of the impeller. Therefore both the ω and α effects are large in the same region close to the impellers, thus providing a high dynamo efficiency.

Direct numerical simulations taking into account the boundary conditions related to iron impellers have been recently performed (Nore *et al.* 2016, 2017). It has been checked that increasing the magnetic permeability of the impellers (up to $\mu_r = 100$) decreases the dynamo threshold. More precisely, it has been found that for $Re = 500$, μ_r does not affect much the threshold of the equatorial dipole ($m = 1$ mode) whereas increasing μ_r decreases the threshold of the axial dipole ($m = 0$ mode).

More interestingly, it has been found that, even for $\mu_r = 1$, the axisymmetric component of the magnetic field is dominant when Re is large and well above the threshold. This is in agreement with Gissinger *et al.* (2008a) and shows that a high magnetic permeability is not necessary to generate an axisymmetric time-averaged magnetic field provided Re is large enough. These results give confidence that the VKS dynamo with $Re \sim 5 \times 10^6$ would involve a dominant time-averaged axial dipole with non-ferromagnetic impellers, the effect of μ_r being just to shift the dynamo threshold without changing the geometry of the saturated magnetic field. In addition, it has been checked (Nore *et al.* 2017) that the magnetic field generated by the time-averaged flow alone is an equatorial dipole and therefore strongly differs from the one which is observed in direct simulations. This confirms that the VKS dynamo strongly depends on turbulent fluctuations, as already emphasized (Petrelis *et al.* 2007). In addition, for $\mu_r = 50$, a continuous decrease of the dynamo threshold is observed when Re is increased from 500 to 1500 and even up to 10^5 using large eddy simulations (LES). Much less data are available for $\mu_r = 5$ but it is observed that the threshold of the axial dipole is decreased when Re is increased from 500 to 1500 whereas the threshold of the equatorial dipole is increased (Nore *et al.* 2017). This can confirm that turbulent fluctuations provide an efficient dynamo mechanism for the axial dipole observed in the VKS experiment.

Note however that in another direct simulation of the VKS experiment (Kreuzahler *et al.* 2017) where it has also been found that the magnetic permeability of the impellers decreases the dynamo threshold, some different trends have been observed: the spectrum of the instantaneous magnetic field for $\mu_r = 1$ and $Re = 1500$ involves a dominant $m = 1$ mode and an increase of the dynamo threshold is observed when Re is increased from 500 to 1500 for $\mu_r = 1$. It should be noted that the time-averaged magnetic field is not computed in these simulations such that the comparison with the VKS experiment is difficult. The instantaneous magnetic field obviously involves many modes since the flow is strongly turbulent. In contrast, the geometry of the time-averaged magnetic field is well defined and one expects an axial dipole to leading order. There is indeed no preferred direction in the equatorial plane for the equatorial dipole and, in the presence of fluctuations, it is likely to drift and therefore to average to zero. It should be noted that the simulations performed by Kreuzahler *et al.* (2017) involve a cubic box with periodic boundary conditions in which the cylindrical flow is embedded. Axisymmetry is therefore broken and this can quench the direction of the equatorial dipole. The different behaviours of the dynamo threshold versus Re observed in the simulations made by the two groups can be understood as follows: turbulent fluctuations increase the dynamo threshold of the equatorial dipole whereas they decrease that of the axial dipole. It would be interesting to check that independently of the value of μ_r .

The simulations made by the two groups strongly disagree on the prediction of the dynamo thresholds. This disagreement seems too large to be explained only by the different boundary conditions that are used. It would also be interesting to study the saturation of the magnetic field. Depending on the magnetic Prandtl number, it should be possible to check the transition between the two scaling laws for the saturated magnetic field predicted in Petrelis & Fauve (2001). Another problem that has not been addressed is the dependence of the saturated magnetic field on the magnetic permeability. Finally, these simulations have not been able to reproduce so far the different dynamo regimes observed in the VKS experiment or to check simple experimental facts such as the dependence of the dynamo threshold on the direction of rotation of the impellers with curved blades. Checking these experimental observations would provide a useful and comforting benchmark of the numerical simulations.

3. Effect of fluctuations on the dynamo threshold

We consider in this section the effect of turbulent fluctuations on the dynamo threshold. Let us first emphasize that we do not expect a unique behaviour. Turbulent fluctuations are confined to small scales in the Karlsruhe (Stieglitz & Müller 2001) and Riga (Gailitis *et al.* 2001) experiments and are therefore small compared to the mean flow. Dynamos in good agreement with the ones expected if the mean flow were acting alone have been observed. We therefore expect a small shift in threshold when small fluctuations are added to a mean flow that is a dynamo. In contrast, turbulent fluctuations are of the order of the mean flow in the VKS experiment for which the observed magnetic field differs from the one computed by taking into account the mean flow alone. This shows that the magnetic mode amplified by the mean flow can be strongly inhibited by turbulent fluctuations that favour another magnetic mode at the dynamo threshold. However, we also know examples of dynamos generated by a time-dependent velocity field whereas the same velocity field frozen at any particular time is not a dynamo (Dormy & Gerard-Varet 2008; Tilgner 2008). Finally, in the context of mean-field magnetohydrodynamics, examples of dynamos generated only by fluctuations without any mean velocity are well known.

3.1. *Effect of weak fluctuations on the dynamo threshold*

A way to study the effect of fluctuations on the dynamo threshold is to calculate it perturbatively in the amplitude of the perturbations. This approach is not restricted to mean-field dynamos and is presented here for an unspecified flow. Using the Reynolds decomposition, we write

$$\mathbf{V}(\mathbf{r}, t) = \overline{\mathbf{V}}(\mathbf{r}) + \tilde{\mathbf{v}}(\mathbf{r}, t), \tag{3.1}$$

where $\overline{\mathbf{V}}(\mathbf{r})$ is the mean flow and $\tilde{\mathbf{v}}(\mathbf{r}, t)$ are the turbulent fluctuations. The overbar stands for a temporal average. The induction equation then becomes

$$\frac{\partial \mathbf{B}}{\partial t} = \nabla \times (\overline{\mathbf{V}} \times \mathbf{B}) + \nabla \times (\tilde{\mathbf{v}} \times \mathbf{B}) + \eta \nabla^2 \mathbf{B}. \tag{3.2}$$

We observe that turbulent fluctuations $\tilde{\mathbf{v}}(\mathbf{r}, t)$ act as a random multiplicative forcing in the induction equation (3.2). It is well known, both from simple theoretical models (Stratonovich 1963; Graham & Schenzle 1982; Lucke & Schank 1985) and from experiments on different instability problems (Kabashima *et al.* 1979; Residori, Berthet, Roman & Fauve 2002; Berthet *et al.* 2003; Petrelis & Aumaitre 2003; Petrelis, Aumaitre & Fauve 2005), that multiplicative noise generally shifts the bifurcation threshold.

The calculation of the shift in threshold has been given by Pétrélis (2002) and Fauve & Pétrélis (2003) using a perturbation expansion in the limit of small fluctuations. Let $\overline{\mathbf{V}}$ be the average velocity field at onset, and \mathbf{B} the neutral mode of the instability. Let $\mathbf{V}^{(0)}$ be the flow leading to the neutral mode $\mathbf{B}^{(0)}$ when there are no velocity fluctuations. Our aim is to find how the dynamo threshold of the velocity field $\mathbf{V}^{(0)}$ is modified in the presence of small turbulent fluctuations. We write $\tilde{\mathbf{v}} = \delta \mathbf{v}$ where δ is a small parameter that measures the amplitude of the turbulent fluctuations so that \mathbf{v} is of order one. The neutral mode is likely to be slightly modified by the fluctuations as well as the dynamo threshold. We therefore expand \mathbf{B} and $\overline{\mathbf{V}}$ in powers of δ

$$\left. \begin{aligned} \mathbf{B} &= \mathbf{B}^{(0)} + \delta \mathbf{B}^{(1)} + \delta^2 \mathbf{B}^{(2)} + \dots, \\ \overline{\mathbf{V}} &= \mathbf{V}^{(0)} (1 + c_1 \delta + c_2 \delta^2 + \dots), \end{aligned} \right\} \tag{3.3}$$

$\mathbf{B}^{(i)}$ are the corrections at order i to the neutral mode due to the presence of the turbulent fluctuations. c_i are constants that express the shift in the dynamo threshold caused by turbulence. We emphasize that we study the modification of the dynamo threshold of a mean flow with prescribed geometry due to the presence of fluctuations. When one inputs these expressions in (3.2), the zeroth-order part can be written

$$L\mathbf{B}^{(0)} = \frac{\partial \mathbf{B}^{(0)}}{\partial t} - \nabla \times (\mathbf{V}^{(0)} \times \mathbf{B}^{(0)}) - \eta \nabla^2 \mathbf{B}^{(0)} = 0, \tag{3.4}$$

where L is a linear operator. This is the laminar dynamo problem. By hypothesis, the instability onset is the one without turbulent perturbation. At next order in δ we get

$$L\mathbf{B}^{(1)} = c_1 \nabla \times (\mathbf{V}^{(0)} \times \mathbf{B}^{(0)}) + \nabla \times (\mathbf{v} \times \mathbf{B}^{(0)}). \tag{3.5}$$

We now introduce a scalar product $\langle f|g \rangle$ and calculate L^+ the adjoint of L . As $L\mathbf{B}^{(0)} = 0$, L^+ also has a non-empty kernel. Let \mathbf{C} be in this kernel. Then

$$\langle \mathbf{C}|L\mathbf{B}^{(1)} \rangle = \langle L^+\mathbf{C}|\mathbf{B}^{(1)} \rangle = 0 \tag{3.6}$$

and this solvability condition gives the first-order correction in the threshold

$$c_1 = -\frac{\langle \mathbf{C} | \nabla \times (\mathbf{v} \times \mathbf{B}^{(0)}) \rangle}{\langle \mathbf{C} \nabla \times (V^{(0)} \times \mathbf{B}^{(0)}) \rangle}. \quad (3.7)$$

We use a scalar product in which the average over the realizations of the perturbation is made. In that case, the average over the realizations of $\langle \mathbf{C} | \nabla \times (\mathbf{v} \times \mathbf{B}^{(0)}) \rangle$ is proportional to the average of \mathbf{v} , the value of which is zero by hypothesis. Thus, the dynamo threshold is unchanged up to first order in δ , $c_1 = 0$. This result is obvious in many simple cases. For instance if $\tilde{\mathbf{v}}$ is sinusoidal in time, the threshold shift cannot depend on the phase which implies that it is invariant if $\tilde{\mathbf{v}} \rightarrow -\tilde{\mathbf{v}}$. This is also true if $\tilde{\mathbf{v}}$ is a random noise with equal probabilities for the realizations $\tilde{\mathbf{v}}$ and $-\tilde{\mathbf{v}}$. Note however that simple symmetry arguments do not apply for asymmetric fluctuations about the origin although the threshold shift vanishes to leading order if the fluctuations have zero mean.

To calculate the next-order correction, we write (3.2) at order two in δ and get

$$L\mathbf{B}^{(2)} = c_2 \nabla \times (V^{(0)} \times \mathbf{B}^{(0)}) + \nabla \times (\mathbf{v} \times \mathbf{B}^{(1)}). \quad (3.8)$$

We then get the second-order correction

$$c_2 = -\frac{\langle \mathbf{C} | \nabla \times (\mathbf{v} \times \mathbf{B}^{(1)}) \rangle}{\langle \mathbf{C} \nabla \times (V^{(0)} \times \mathbf{B}^{(0)}) \rangle}, \quad (3.9)$$

where $\mathbf{B}^{(1)}$ is solution of

$$L\mathbf{B}^{(1)} = \nabla \times (\mathbf{v} \times \mathbf{B}^{(0)}). \quad (3.10)$$

Here, there is no simple reason for the correction to be zero. Its computation requires the resolution of (3.10). In some simple cases, an analytical expression for c_2 can be calculated and both signs can be found, thus showing that fluctuations can in general increase or decrease the dynamo threshold (see below).

The shift in threshold occurring at second order, we understand why the dynamo thresholds observed in the Karlsruhe and Riga experiments were in agreement with the predictions made from the mean flow alone. The turbulent fluctuations related to the mean flow are indeed small in these experiments (not higher than 10%).

3.2. Effect of velocity fluctuations on an α -dynamo

The effect of statistical fluctuations of the number of cyclonic cells on the α -effect has been considered first by Parker (1969) in order to explain field reversals of the Earth's magnetic field. Phenomenological mean-field models with a random component of the α -effect have been studied by Hoyng (1993), Hoyng, Schmitt & Teuben (1994) as models of the variability of the solar cycle or to describe field reversals (Hoyng, Schmitt & Ossendrijver 2002; Hoyng & Duistermaat 2004). Dynamos generated by rapid fluctuations in the α -effect in the presence of shear have been studied by Sokolov (1997), Vishniac & Brandenburg (1997), Silant'ev (2000), Proctor (2007), Kleorin & Rogachevskii (2008), Richardson & Proctor (2010), Sridhar & Singh (2010), Richardson & Proctor (2012).

We will not consider these problems here but study how velocity fluctuations in a Roberts flow affect the dynamo for which some conclusions can be drawn using

the perturbation approach presented above. Indeed, in the presence of small-scale fluctuations (3.10) simplifies as the diffusive part is the dominant term of the operator L and the gradient of the velocity is the dominant part of the source term (right-hand side of the equation). We thus obtain for $\mathbf{B}^{(1)}$ the expression of the small-scale field in a standard calculation of the α -effect for a flow in scale separation. The shift in onset at second order, (3.9), is then proportional to the α -effect of the fluctuations. Therefore, if the fluctuations do not contribute to an α -effect, for instance if they are parity invariant, the change in onset vanishes at second order and will be cubic or smaller in the amplitude of the fluctuations.

These properties can be checked on the following example (Pétrélis & Fauve 2006)

$$\mathbf{v} = \mathbf{v}_0(y, z) + \mathbf{v}_f(y, z, t) = \begin{pmatrix} V(\cos(ky) - \cos(kz))(1 + \delta_v \cos(\omega_v t + \phi_v)) \\ U \sin(kz)(1 + \delta_u \cos(\omega_u t + \phi_u)) \\ U \sin(ky)(1 + \delta_u \cos(\omega_u t + \phi_u)) \end{pmatrix}. \quad (3.11)$$

The constant part of this flow, \mathbf{v}_0 ($\delta_u = \delta_v = 0$), is the Roberts' flow (Roberts 1970, 1972). It consists of a square periodic array of counter-rotating eddies in the y - z plane, with axial flow in each of them such that all vortex have helicity of the same sign (we take $U > 0, V > 0$). This flow is close to the time-averaged flow of the Karlsruhe experiment (Stieglitz & Müller 2001). Such a flow is a quite efficient dynamo because a large-scale magnetic field can be generated by an α -effect (Moffatt 1978). As R_m is small at dynamo onset (see discussion in § 1), analytical progresses can be performed. The perturbation \mathbf{v}_f is here a time-periodic function. The expansion of § 3.1 remains essentially unchanged provided the average over realizations is replaced by a time average. Calculating the α -effect $\langle \mathbf{v} \times \mathbf{b} \rangle$ where \mathbf{b} is the small-scale field, we obtain $\langle \mathbf{v} \times \mathbf{b} \rangle = \langle \mathbf{v}_0 \times \mathbf{b}_0 \rangle + \langle \mathbf{v}_f \times \mathbf{b}_f \rangle$.

The first term is related to the α -effect of the basic flow. Indeed we have

$$\langle \mathbf{v}_0 \times \mathbf{b}_0 \rangle = \alpha_0 \begin{pmatrix} 0 \\ \langle B_y \rangle \\ \langle B_z \rangle \end{pmatrix}, \quad (3.12)$$

where $\alpha_0 = -UV/(\eta k)$ relates the average of the electromotive force to the averaged magnetic field. The second term is

$$\langle \mathbf{v}_f \times \mathbf{b}_f \rangle = \alpha_f \begin{pmatrix} 0 \\ \langle B_y \rangle \\ \langle B_z \rangle \end{pmatrix}, \quad (3.13)$$

where

$$\alpha_f = -\frac{\eta k^3 UV \delta_u \delta_v}{2(\omega_u^2 + (\eta k^2)^2)} \delta(\omega_u, \omega_v) \cos(\phi_u - \phi_v) \quad (3.14)$$

and $\delta(\omega_u, \omega_v)$ is zero if $\omega_u \neq \omega_v$ and is one if $\omega_u = \omega_v$. We can relate α_f to α_0 by

$$\alpha_f = \alpha_0 \frac{(\eta k^2)^2 \delta_u \delta_v}{2(\omega_u^2 + (\eta k^2)^2)} \delta(\omega_u, \omega_v) \cos(\phi_u - \phi_v). \quad (3.15)$$

We now look for unstable modes of the form $\langle \mathbf{B} \rangle = \mathcal{B}e^{iKx}$ where K is supposed to be small compared to k such that the averaged magnetic field evolves on a larger scale than the velocity field. The threshold is given by

$$\left| \frac{\alpha_0 + \alpha_f}{\eta K} \right| = 1. \tag{3.16}$$

If the modulation of the velocity field is assumed to be small, the onset is at lowest order

$$\frac{UV}{\eta^2 k K} = 1 - \delta_u \delta_v \frac{(\eta k^2)^2}{2(\omega_u^2 + (\eta k^2)^2)} \cos(\phi_u - \phi_v) \delta(\omega_u, \omega_v). \tag{3.17}$$

At this order in the expansion, there is a shift in the onset only if the modulations have the same pulsation. The shift can be positive or negative and its sign is determined by that of $\delta_u \delta_v \cos(\phi_u - \phi_v)$. For in-phase modulations, the onset is lowered, whereas it is increased if the pulsations are out of phase. This effect can be understood by evaluating the helicity of the fluctuating field. If it has the same sign as the basic flow, the α -effects cooperate and the onset is lowered. In contrast, if the helicities have opposite signs, the onset is increased. The amplitude of the shift decreases with the frequency of the modulation. It varies like $(\omega^2/(\eta k^2)^2 + 1)^{-1}$.

Another study of the effect of velocity fluctuations on the dynamo generated by a Roberts flow has been performed by Tilgner (2007). Superposition of Roberts flows with different wavelengths but with the same sign of helicity has been considered in order to mimic the multiple-scale character of turbulence. It has been found that adding small scales to the Roberts flow at the largest scales can be both helpful and detrimental to dynamo action.

3.3. Phase fluctuations on the Roberts flow

When a turbulent flow is not externally confined and thus can develop in a fully three-dimensional way, it is well known that its root-mean-square (r.m.s.) velocity fluctuations are of integral scale i.e. comparable to the largest velocity scale (Landau & Lifshitz 1987). The above calculations are then of little help to predict a dynamo threshold for the full velocity field $\mathbf{v}(\mathbf{r}, t)$ after having computed the one of $\bar{\mathbf{v}}(\mathbf{r})$. Indeed, we do not expect that a general relation exists between the threshold for $\mathbf{v}(\mathbf{r}, t)$ and the one for $\bar{\mathbf{v}}(\mathbf{r})$ when the fluctuations are not small compared to the mean flow. Large fluctuations are indeed likely to amplify another dynamo mode that is not related to the one generated by the mean flow. In non-confined flows, some large fluctuations are related to the erratic motion of large eddies. Instead of using Reynolds decomposition, $\mathbf{v}(\mathbf{r}, t) = \bar{\mathbf{v}}(\mathbf{r}) + \tilde{\mathbf{v}}(\mathbf{r}, t)$, it is then tempting to model this type of disturbances writing $\mathbf{v}(\mathbf{r}, t) = \bar{\mathbf{v}}[\mathbf{r} + \mathbf{s}(\mathbf{r}, t)] + \tilde{\mathbf{u}}(\mathbf{r}, t)$, thus keeping in the mean field the motion of the large eddies. In the language of cellular flows, $\mathbf{s}(\mathbf{r}, t)$ represents phase perturbations.

In the following we investigate the effect on the dynamo onset of random phase perturbations of the cellular flow. To wit, we successively study two Roberts flows modified by phase fluctuations (Pétrellis & Fauve 2006). The first case is a time-dependent phase fluctuation and we write the velocity field as

$$\mathbf{v} = \begin{pmatrix} V(\cos(ky + \phi) - \cos(kz + \psi)) \\ U \sin(kz + \psi) \\ U \sin(ky + \phi) \end{pmatrix}, \tag{3.18}$$

where ψ and ϕ are two random functions that depend on time only. This amounts to randomly switching in time the origin of the flow.

Assuming the gradients to be small, i.e. $\partial_t \psi / (\eta k^2) \ll 1$ and $\partial_t \phi / (\eta k^2) \ll 1$, we obtain for the α -effect

$$\langle \mathbf{v} \times \mathbf{b} \rangle = -\frac{UV}{\eta k} \begin{pmatrix} 0 \\ \langle B_y \rangle \left(1 - \frac{1}{\eta^2 k^4} \langle (\partial_t \phi)^2 \rangle \right) \\ \langle B_z \rangle \left(1 - \frac{1}{\eta^2 k^4} \langle (\partial_t \psi)^2 \rangle \right) \end{pmatrix}. \tag{3.19}$$

We first remark that this effective α -effect is smaller than the α -effect of the unmodulated flow. Therefore, the dynamo onset is postponed to

$$\frac{UV}{\eta^2 k K} = 1 + \frac{1}{\eta^2 k^4} \langle (\partial_t \phi)^2 \rangle + \frac{1}{\eta^2 k^4} \langle (\partial_t \psi)^2 \rangle. \tag{3.20}$$

Equation (3.20) is obtained when the phase fluctuations are random in time but act coherently in space. We now turn to a space-dependent phase that drives a random detuning between the cells of the flow. Indeed we expect that one of the effects of turbulence on a periodic flow will be to reduce the power spectrum density of the velocity field at wavenumber k . Random fluctuations acting on the phase is a possible, although rough, model of this effect. To investigate this situation, we consider a Roberts flow for which the origin of the cellular flow depends randomly on the axial coordinate and write

$$\mathbf{v} = \begin{pmatrix} V(\cos(ky + \phi) - \cos(kz + \psi)) \\ U \sin(kz + \psi) - \frac{V}{k} \partial_x \phi \cos(ky + \phi) \\ U \sin(ky + \phi) + \frac{V}{k} \partial_x \psi \cos(kz + \psi) \end{pmatrix}, \tag{3.21}$$

where ϕ and ψ are functions of x only. Derivatives of the phases appear explicitly in the expression for the velocity in order to insure incompressibility of the flow. Assuming the gradients to be small, i.e. $\partial_x \psi / k \ll 1$ and $\partial_x \phi / k \ll 1$, the calculation of the fluctuating magnetic field can be performed perturbatively. In this limit, the effect of phase fluctuations is to reduce the part of the α -effect that drives the instability and the onset of dynamo action is postponed to

$$\frac{UV}{\eta^2 k K} = 1 + \frac{\langle (\partial_x \psi)^2 \rangle}{k^2} + \frac{\langle (\partial_x \phi)^2 \rangle}{k^2}. \tag{3.22}$$

Note that the averaged helicity of the flow is

$$\langle \mathbf{v} \cdot \nabla \times \mathbf{v} \rangle = UVk \left(2 + \frac{\langle (\partial_x \phi)^2 \rangle}{k^2} + \frac{\langle (\partial_x \psi)^2 \rangle}{k^2} \right), \tag{3.23}$$

such that it is increased by phase fluctuations but this does not result in an increase of the part of the α -effect that drives the instability.

The results (3.20) and (3.22) are valid for both random and deterministic functions, ϕ and ψ , provided that their scale of variation is much larger than that of the flow and much smaller than that of the whole system.

Note that the time (respectively x) average of (3.18) (respectively (3.21)) gives a mean velocity field $\langle \mathbf{v} \rangle$ that depends on $\langle \cos \psi \rangle$, $\langle \sin \psi \rangle$, $\langle \cos \phi \rangle$ and $\langle \sin \phi \rangle$. Thus, these terms explicitly appear in the dynamo threshold of $\langle \mathbf{v} \rangle$ that differs from the predictions (3.20) and (3.22) which involve phase gradients, η and k .

The examples presented here in the context of mean-field magnetohydrodynamics, show that large-scale fluctuations due to random displacement of eddies within a cellular flow (phase fluctuations), always increase the dynamo threshold, whereas fluctuations of the amplitude of the velocity field can shift the threshold in both directions.

4. Effect of turbulence on an α -dynamo

One can ask the question if α -dynamos can be realized in experimental facilities when the geometry of the flow is not constrained using an array of pipes as in the Karlsruhe experiment. A Roberts flow can be forced using a square array of counter-rotating spindles, each of them fitted with several propellers. In that case, we expect that the flow involves large-scale fluctuations that are not present in the Karlsruhe experiment. The question is to determine whether these fluctuations can increase the dynamo threshold or even replace the α -dynamo by another one with a different mechanism.

A similar problem has been addressed for many different flows in the absence of scale separation. For a given forcing in the Navier–Stokes equation (1.3), the dependence of the dynamo threshold R_m^c on the Reynolds number Re or equivalently on the Prandtl number P_m , has been studied. With the minimal set of parameters, L , V , ρ , ν , η , we expect from dimensional arguments that $R_m^c = f(Re)$ where f is some function. This function has been determined numerically for Taylor–Green flows (Ponty *et al.* 2005; Laval *et al.* 2006), ABC flows (Mininni 2007), flows forced by a random non-helical white noise (Schekochihin *et al.* 2005; Isakov *et al.* 2007) and for von Kármán-type flows (Gissinger *et al.* 2008a). It has been found analytically for dynamos with a Kazantsev-type forcing (Rogachevskii & Kleorin 1997).

These studies showed that as Re is increased the critical magnetic Reynolds number R_m^c initially increases but at sufficiently large Reynolds numbers this increase saturates and a finite value of R_m^c is reached in the limit of large Re . This can be understood if one assumes that velocity fluctuations at scales much smaller than the ohmic dissipation scale do not affect the dynamo mechanisms. Then, ν can be discarded in the limit $\nu \rightarrow 0$ and R_m^c should become constant in that limit. This asymptotic value corresponds to the turbulent critical magnetic Reynolds number $R_m^{\text{urb}} \equiv \lim_{Re \rightarrow \infty} R_m^c$. When the flow is generated by a time-independent forcing, it is laminar for small enough Re and the critical magnetic Reynolds number is R_m^{lam} . R_m^{urb} can be more than ten times larger than R_m^{lam} . Another laminar threshold can be computed by considering the dynamo generated by the time-average flow at large Re . This threshold has also been found to be much smaller than R_m^{urb} (Laval *et al.* 2006) and, as already mentioned, the geometry of the magnetic field generated by the mean flow alone strongly differs from the one that takes into account turbulent fluctuations (Nore *et al.* 2017). In conclusion, the laminar threshold cannot be used to predict the dynamo characteristics in the presence of turbulence. First, the dynamo onset can be much higher, second different dynamo modes can be amplified when Re is increased (Gissinger *et al.* 2008a).

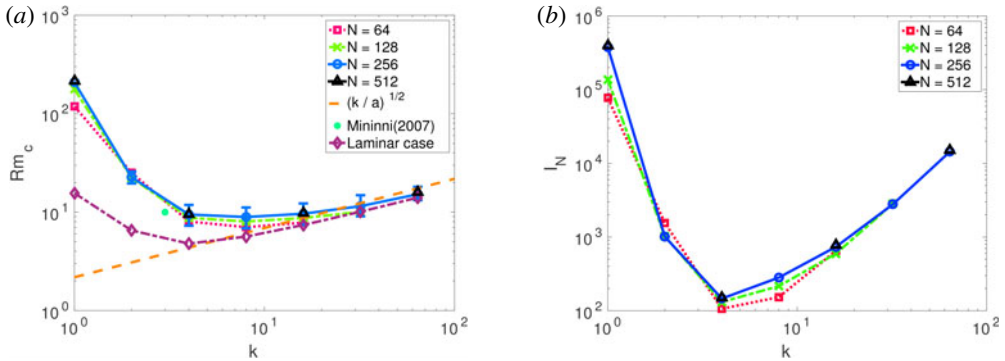


FIGURE 3. (a) Value of the critical magnetic Reynolds number at large scale R_m^c as a function of the forcing wavenumber k_f . (b) Normalized energy injection rate required to achieve dynamo as a function of k_f .

An interesting question is whether the inhibition of the dynamo by turbulent fluctuations displayed in the above studies persists with other flow geometries and in particular in the case of scale separation and mean-field dynamos. We can first notice that the increase in threshold when Re is increased is smaller in Mininni (2007) than in Ponty *et al.* (2005), Laval *et al.* (2006). This can be related to the helical nature of the forcing used by Mininni (2007) or to a moderate scale separation (wavenumber of the forcing $k_f = 3$). ABC flows with much larger-scale separation (10 to 20) have been studied by Prasath, Fauve & Brachet (2014). It has been shown that velocity fluctuations obtained for $Re = 200$ or using a velocity field generated by the truncated Euler equation (absolute equilibrium), does not shift the dynamo threshold of the laminar ABC flow.

The effect of turbulent fluctuations on the dynamo threshold of an ABC flow with scale separation has been studied by Sadek, Alexakis & Fauve (2016). The dependence of the turbulent R_m^{turb} on the velocity length scale l and the domain size $2\pi L$ was investigated. The study was based on the results of numerical simulations using a pseudospectral method in a triple-periodic domain (Mininni *et al.* 2011) and an eddy viscosity subgrid-scale modelling for the small velocity scales. The results for the critical magnetic Reynolds number at large scale, R_m^c , as a function of the forcing wavenumber $k_f = 2\pi/l$ are shown in figure 3(a). Different lines indicate estimates of R_m^c for different resolutions ($N = 64$ to 512) used for the turbulent flow. Independence of R_m^c on the resolution used indicates convergence of the subgrid-scale model. The filled circle indicates the value of R_m^c calculated by Mininni (2007) using simulations of higher resolutions and an α -model LES. The dynamo threshold of the laminar flow is displayed with the dash-dotted line (diamonds). The predicted scaling behaviour in the limit of scale separation (1.6) is shown with a dashed line.

The most important result is related to the difference between the laminar and turbulent thresholds. Without scale separation ($L \sim l$), the turbulent threshold is approximately ten times larger than the laminar threshold. Increasing scale separation, the two thresholds become roughly equal and both agree with the scaling behaviour (1.6) with similar proportionality constants. The inhibition of the dynamo by turbulent fluctuations therefore disappears for ABC flows with large enough scale separation. In addition, there is an optimum value of the scale separation for which the turbulent dynamo threshold is minimum, as also found for the laminar dynamo (Tilgner 1997; Plunian & Rädler 2002).

The results are very encouraging for future laboratory experiments. R_m^{turb} reaches a minimum around $k_f L = 4$ to 8 and the value of R_m^{turb} at this optimal wavenumber is one order of magnitude smaller than the value of R_m^{turb} at $k_f L = 1$. The results are even more encouraging if we look at the minimum injection rate required to achieve dynamo that is shown in figure 3(b). The injection rate is normalized by the mass density, the magnetic diffusivity and the domain size as $I_N = IL/(\rho\eta^3)$ so that the graph tells us what is the optimal forcing scale to achieve dynamo with a minimal energy injection rate when the domain size is given. The estimated optimal injection rate is almost three orders of magnitude smaller than the case without scale separation. Therefore, a large gain in energy consumption is expected if the injection scale is a few times smaller than the domain size. The destructive effect of turbulent fluctuations can also be reduced using rotation (Seshasayanan, Dallas & Alexakis 2017). However this leads to further complications for its experimental realization.

5. α -dynamos at large R_m

We next examine the fate of α -dynamos for large values of R_m , which correspond to many astrophysical flows. Although α -dynamos can exist for arbitrary large R_m (see Soward (1987), Soward & Childress (1990) where an α -dynamo solution was found valid for $R_m \rightarrow \infty$), neglecting the $\mathbf{v} \times \mathbf{b} - \langle \mathbf{v} \times \mathbf{b} \rangle$ term in the induction equation (1.5) for the small-scale magnetic field is not necessarily a valid assumption. The reason for this is that for sufficiently large R_m , small-scale dynamo (SSD) action takes place and small-scale magnetic fields can be self-generated without the contribution of the large-scale field. These exponentially growing small-scale dynamo fields can amplify the value of the large-scale field without an α -dynamo mechanism. Since the α -dynamo growth rate decreases with scale separation the SSD is expected to dominate. Starting from Galloway & Frisch (1984) many authors have thus rightfully questioned the validity of α -modelling beyond the critical value of R_m^c where SSD takes place (Subramanian 1999; Boldyrev, Cattaneo & Rosner 2005; Courvoisier, Hughes & Tobias 2006; Hughes 2008; Cattaneo & Hughes 2009; Cattaneo & Tobias 2014; Shumaylova, Teed & Proctor 2016).

In the recent work of Cameron & Alexakis (2016) (see also Shumaylova *et al.* 2016), the limitations of the α -dynamo description were clearly demonstrated using Floquet theory (Floquet 1883), also known as Bloch theory in quantum mechanics (Bloch 1929). Floquet theory can be applied to the linear evolution of the magnetic field $\mathbf{B}(\mathbf{r}, t)$ driven by a spatially periodic flow $\mathbf{v}(\mathbf{r}, t)$ of a given spatial period $l = 2\pi/k$. Under these assumptions Floquet theory states that the magnetic field can be decomposed as $\mathbf{B}(\mathbf{r}, t) = e^{i\mathbf{q}\cdot\mathbf{r}}\tilde{\mathbf{b}}(\mathbf{r}, t) + \text{c.c.}$ where $\tilde{\mathbf{b}}(\mathbf{r}, t)$ is a complex vector field that satisfies the same spatial periodicity as the velocity field \mathbf{v} , and \mathbf{q} is an arbitrary wave vector. The evolution of the small-scale field $\tilde{\mathbf{b}}$ is then given by

$$\gamma\tilde{\mathbf{b}} = i\mathbf{q} \times (\mathbf{v} \times \tilde{\mathbf{b}}) + \nabla \times (\mathbf{v} \times \tilde{\mathbf{b}}) + \eta(\nabla + i\mathbf{q})^2\tilde{\mathbf{b}}. \quad (5.1)$$

For $q = |\mathbf{q}| \ll k$, the volume average $\langle \tilde{\mathbf{b}} \rangle$ over one spatial period $(2\pi/k)^3$ gives the amplitude of $\tilde{\mathbf{b}}$ at large scales $L \propto 1/q$. Thus, fields with $q=0$ and $\langle \tilde{\mathbf{b}} \rangle = 0$ correspond to purely small-scale fields. If such fields are dynamo unstable, the system has a small-scale dynamo instability with growth rate $\gamma = \gamma_{\text{SSD}}$. For $0 < q < 1$ the dynamo mode has in general a finite projection to the large scales measured by $\langle \tilde{\mathbf{b}} \rangle$. Using the Floquet formulation then made possible to disentangle dynamos that involve only small scales (for which $\mathbf{q}/k \in \mathbb{Z}^3$) from dynamos that involve large scales

($0 < q/k \ll 1$); and furthermore to investigate numerically arbitrary large-scale separations $q \ll k$ with no additional computational cost.

The change in the dynamo behaviour as γ_{SSD} varies from negative to positive values can be captured by a regular expansion of (5.1) for small $q = \epsilon^2 q'$ (where $\epsilon \ll 1$). If we set $\eta = \epsilon^{-1} \eta'$ so that $\gamma_{\text{SSD}} < 0$ then we expand $\tilde{\mathbf{b}} = \tilde{\mathbf{b}}_0 + \epsilon \tilde{\mathbf{b}}_1 + \epsilon^2 \tilde{\mathbf{b}}_2 + \dots$ and $\gamma = \epsilon^3 \gamma_3 + \epsilon^4 \gamma_4 + \dots$. To zeroth order we obtain from (5.1) $\tilde{\mathbf{b}}_0 = \langle \tilde{\mathbf{b}}_0 \rangle$ and to next order

$$\eta' \nabla^2 \tilde{\mathbf{b}}_1 = -\nabla \times (\mathbf{u} \times \tilde{\mathbf{b}}_0). \tag{5.2}$$

Proceeding like this we re-obtain the classical α -dynamo result (Childress 1969)

$$\gamma_3 \tilde{\mathbf{b}}_0 = \mathbf{i}q' \times (\mathbf{u} \times \tilde{\mathbf{b}}_1) - \eta'(q')^2 \tilde{\mathbf{b}}_0, \tag{5.3}$$

where $\tilde{\mathbf{b}}_1$ is given by (5.2). In this case the dynamo mode has a finite projection to the large scales while the growth rate is of the order of (q/k) . If however η is not small so that $\gamma_{\text{SSD}} > 0$ we need to use a different expansion. If $q = \epsilon q'$, we expand the growth rate as $\gamma = \gamma_0 + \epsilon \gamma_1 + \dots$ and $\tilde{\mathbf{b}} = \tilde{\mathbf{b}}_0 + \epsilon \tilde{\mathbf{b}}_1 + \dots$. At zeroth order, one obtains $\gamma = \gamma_{\text{SSD}}$ and $\tilde{\mathbf{b}}_0$ is the small-scale dynamo mode with $\langle \tilde{\mathbf{b}}_0 \rangle = 0$. At next order, by averaging over space, one obtains

$$\gamma_0 \langle \tilde{\mathbf{b}}_1 \rangle = \mathbf{i}q' \times \langle \mathbf{u} \times \tilde{\mathbf{b}}_0 \rangle. \tag{5.4}$$

This last result shows that while the growth rate remains $O(1)$, the energy in the large-scale mode scales like q^2 . This is true of course provided that the mean electromotive force $\langle \mathbf{u} \times \tilde{\mathbf{b}}_0 \rangle$ due to the small-scale dynamo mode is not zero. If it is zero, then the next-order term leads to a q^4 scaling and so on. Note that this argument does not depend on the presence or absence of helicity in the flow.

These two scalings were verified by numerically solving (5.1) with a spectral code (Cameron, Alexakis & Brachet 2016) for the classical ABC flow (Childress 1969; Galloway & Frisch 1984), a non-helical flow and a random flow in Cameron & Alexakis (2016). Figure 4 (taken from Cameron & Alexakis 2016) shows the calculated growth rates as a function of the Reynolds number. Crosses correspond to the results obtained from the Floquet code with $q = 10^{-3}$ while the small-scale dynamo growth rate γ_{SSD} is shown with a solid green line that reproduces the classical ‘two-window’ result for the ABC dynamo (Galloway & Frisch 1984; Galloway & Frisch 1986; Galanti, Sulem & Pouquet 1992; Alexakis 2011; Bouya & Dormy 2013; Jones & Gilbert 2014) for which dynamo exists for R_m in the range $R_1 < R_m < R_2$ and $R_m > R_3$. When $\gamma_{\text{SSD}} > 0$, the Floquet and SSD results have the same growth rate, while, when $\gamma_{\text{SSD}} < 0$, the Floquet results have a positive growth rate of order q . The dependence of the growth rate is shown in figure 5(a). For $R_m < R_1$ and $R_2 < R_m < R_3$ (where there is no SSD), the growth rate is plotted with dotted lines; the first dynamo window $R_1 < R_m < R_2$ is plotted using dashed lines, while in the range $R_m > R_3$ solid lines are used. It is clear that for the no-small-scale dynamo range a $\gamma \propto q$ scaling is followed (α -dynamos) while in the presence of SSD γ is independent of the value of q . Figure 5(b) shows ratio of the energy contained in the large-scale mode e^{iqr} that is given by $E_0 = 1/2 \langle |\tilde{\mathbf{b}}|^2 \rangle$ to the total energy $E_{\text{tot}} = 1/2 \langle |\tilde{\mathbf{b}}|^2 \rangle$ as a function of q for the same values of R_m as used in figure 5(a) and the same line types. The large-scale energy E_0 becomes independent of q for $q \rightarrow 0$ (although it still depends on the value of R_m). As R_m approaches the SSD onset, this projection decreases. For values of R_m larger than the onset of the SSD, the projection to the large scale modes becomes dependent on q and follows the scaling $\gamma \propto q^2$ in most cases or $\gamma \propto q^4$ for the case of the first dynamo window in the ABC flow.

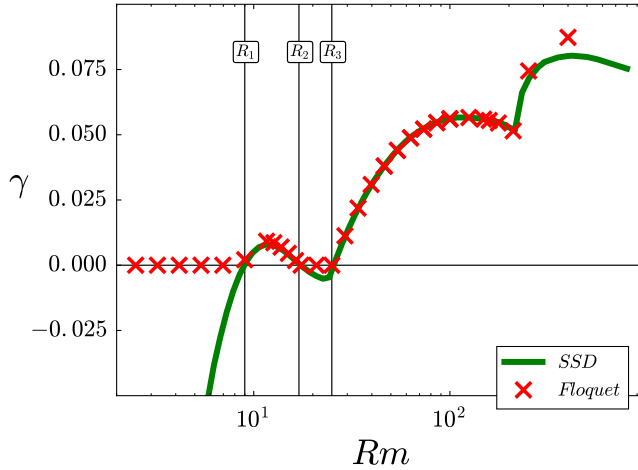


FIGURE 4. Growth rate as a function of R_m for the ABC flow. The SSD results are given by the solid lines, while the results from the Floquet code with $q = 10^{-3}$ are denoted by crosses.

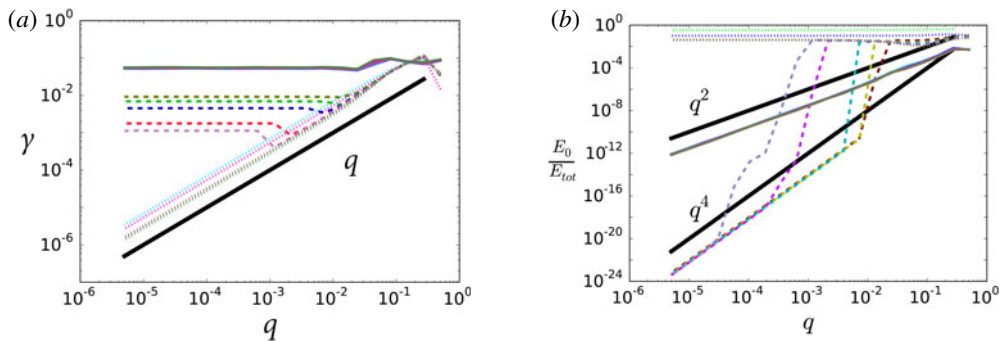


FIGURE 5. (a) Growth rate as a function of q in log–log scale. Different colours correspond to different values of R_m . The line types are as follows: for $R_m < R_1$ and $R_2 < R_m < R_3$ (dotted lines), for $R_1 < R_m < R_2$ (dashed lines), for $R_m > R_3$ (solid lines). (b) Energy ratio E_0/E_{tot} as a function of q where $2E_0 = \langle \tilde{\mathbf{b}} \rangle^2$ while $2E = \langle |\tilde{\mathbf{b}}|^2 \rangle$. Same lines are used as in (a).

The above results demonstrate that when the magnetic Reynolds number R_m is below the small-scale dynamo onset, the α -dynamo predictions are valid and lead to a growth rate proportional to q and an $O(1)$ projection of the dynamo mode to the large scales. For R_m above the small-scale dynamo onset the large scales grow with the small-scale dynamo growth rate γ_{SSD} but with a projection to the large scales that decreases with scale separation. Despite its small projection, it has a faster growth rate than mean-field dynamos so if α -dynamos are still present they will be overcome by the small-scale dynamo modes. Therefore, for the linear kinematic dynamo above the small-scale dynamo threshold the evolution of large-scale fields for $R_m \gg 1$ cannot be modelled by the α -dynamo formulation. Whether the α -dynamo plays still a role at the nonlinear stage when the small-scale dynamo is saturated still remains an open question. This possibility however requires further investigations.

6. Mean-field dynamos with electrical conductivity gradients

The examples discussed in the above sections illustrate how small-scale fluctuations of the flow can generate a dynamo magnetic field. Although mean-field theory was initially developed to describe the effect of velocity fluctuations on the dynamo, it can also be used beyond this framework. In this section, we give an example in which the mean-field approach describes the generation of a magnetic field by the fluctuations of the electrical conductivity of the fluid.

In an astrophysical object, considering the electrical conductivity σ as a constant is indeed a very crude simplification. In most natural situations (liquid core of planetary dynamos, plasmas of stellar convection zones, galaxies), the temperature T , the chemical compositions C_i and the density of the fluid ρ are expected to display large variations, resulting in fluctuations of the electrical conductivity. In other words, σ is a function of space and time $\sigma(r, t)$, leading to the modified induction equation

$$\frac{\partial \mathbf{B}}{\partial t} = \nabla \times (\mathbf{v} \times \mathbf{B}) - \nabla \times \left(\frac{1}{\sigma} \nabla \times \left(\frac{\mathbf{B}}{\mu_0} \right) \right). \tag{6.1}$$

Because σ is now a function of space, the last term does not simply reduce to a diffusion term. Insight can be obtained using the approximation of scale separation (Pétrélis, Alexakis & Gissinger 2016). We assume that the velocity and conductivity fields are periodic of period l . We denote by $\langle \cdot \rangle$ the spatial average over l . Let the magnetic diffusivity be $\eta = (\mu_0 \sigma)^{-1} = \eta_0 + \delta\eta$, where η_0 is the mean of η and $\delta\eta$ its variations. We write $\mathbf{B} = \langle \mathbf{B} \rangle + \mathbf{b}$ and consider that $\langle \mathbf{B} \rangle$ varies on a very large scale compared to l . In this limit, $\langle \mathbf{B} \rangle$ satisfies a mean-field (closed) equation that reads

$$\frac{\partial \langle \mathbf{B} \rangle}{\partial t} = \nabla \times (\alpha \langle \mathbf{B} \rangle) + \eta_0 \nabla^2 \langle \mathbf{B} \rangle, \tag{6.2}$$

where $\alpha \langle \mathbf{B} \rangle$ is the sum of two terms,

$$\alpha \langle \mathbf{B} \rangle = \langle \mathbf{v} \times \mathbf{b} \rangle - \langle \delta\eta \nabla \times \mathbf{b} \rangle. \tag{6.3}$$

Provided that $\delta\eta$ and the small-scale field are small compared to respectively η_0 and the large-scale field, \mathbf{b} is the solution of

$$\frac{\partial \mathbf{b}}{\partial t} - \eta_0 \nabla^2 \mathbf{b} \simeq \langle \mathbf{B} \rangle \cdot \nabla \mathbf{v}, \tag{6.4}$$

such that by virtue of scale separation \mathbf{b} can be calculated as a function of the large-scale field $\langle \mathbf{B} \rangle$. The term $\langle \mathbf{v} \times \mathbf{b} \rangle$ is the usual α -effect and writes $\langle \mathbf{v} \times \mathbf{b} \rangle = \alpha^h \langle \mathbf{B} \rangle$. The tensor α^h can be expressed using the Fourier transform of the velocity field $\hat{\mathbf{v}} = (2\pi)^{-3/2} \int \mathbf{v} \exp(i\mathbf{k}r) d^3r$ where for simplicity we have set $l = 2\pi$ in all directions. We obtain

$$\alpha_{u,j}^h = (2\pi)^{-3} i \Sigma_k \frac{k_j}{\eta_0 k^2} (\hat{\mathbf{v}}(-\mathbf{k}) \times \hat{\mathbf{v}}(\mathbf{k}))_u. \tag{6.5}$$

This is the usual result for the α -tensor in an homogeneous fluid. The second term in (6.3) reads

$$\alpha_{u,j}^\sigma \langle \mathbf{B}_j \rangle = -\langle \delta\eta \nabla \times \mathbf{b} \rangle = (2\pi)^{-3} \Sigma_k \frac{\mathbf{k} \cdot \langle \mathbf{B} \rangle}{\eta_0 k^2} \widehat{\delta\eta}(-\mathbf{k}) (\mathbf{k} \times \hat{\mathbf{v}}(\mathbf{k}))_u. \tag{6.6}$$

Introducing the vorticity $\Omega = \nabla \times \mathbf{v}$, the new part of the α -tensor can be written

$$\begin{aligned} \alpha_{u,j}^\sigma &= -(2\pi)^{-3} i \Sigma_k \frac{k_j}{\eta_0 k^2} (\widehat{\delta\eta}(-\mathbf{k}) \widehat{\Omega}_u(\mathbf{k})) \\ &= (2\pi)^{-3} \Sigma_k \frac{\widehat{\partial_j \delta\eta}(-\mathbf{k}) \widehat{\Omega}_u(\mathbf{k})}{\eta_0 k^2} \\ &= -(2\pi)^{-3} \Sigma_k \frac{\widehat{\delta\eta}(-\mathbf{k}) \widehat{\partial_j \Omega}_u(\mathbf{k})}{\eta_0 k^2}. \end{aligned} \tag{6.7}$$

Large values of α^σ thus require strong correlations between diffusivity variations and gradients of the vorticity or, equivalently, between gradients of diffusivity and vorticity. This can be understood by considering a vortical flow in which the vorticity is modulated in the ϕ -direction, a classical picture of convective flows in planetary cores, as sketched in figure 6. Assume that a large-scale magnetic field is applied in the ϕ -direction. Calculating $\mathbf{v} \times \mathbf{B}$, we observe that currents of opposite signs are induced in the vertical z -direction. Then, the azimuthal variation of electrical conductivity strengthens the current in one direction and reduces it in the opposite one. This results in a total electric current flowing in the z -direction as predicted by our calculation. This mechanism amplifies the magnetic field.

This simple picture is highly relevant to geophysical flows, since the velocity field in the Earth’s core mainly consists of several columnar vortices arranged along the azimuthal direction (the so-called Busse columns (Busse 1970)) with a temperature gradient maximum at the centre of the vortices. Note that this convective pattern is characterized by a strong correlation between the axial vorticity and the azimuthal gradient of temperature. The non-diagonal term $(\nabla \times \mathbf{u})|_z \cdot \nabla_\phi(\delta\eta)$ is therefore expected to be the most important component of the α^σ -tensor in planetary cores. Note that the Busse columns drift. In order to handle the time derivative term in (6.4), the Fourier transform of the velocity field should be taken both in space and time as done for instance to compute a general formula for the α -effect as a function of the helicity spectrum of a turbulent flow (Moffatt & Proctor 1982).

Having identified the pertinent properties of the velocity and conductivity fields, we now discuss one example. Let the velocity be $\mathbf{v} = (A \cos(ky) \sin(kz), B \cos(kx) \sin(kz), 0)$ and the diffusivity variation be $\delta\eta/\eta_0 = \delta(\cos(kz)(\sin(ky) - \sin(kx)))$. The velocity field is a periodic array of counter-rotating vortices located in the x - y plane. The amplitude of the velocity field is simply modulated in the z -direction. The α^σ tensor reads $\langle \mathbf{v} \times \mathbf{b} \rangle = 0$ and $\langle -\delta\eta \nabla \times \mathbf{b} \rangle = \delta/8 (BBx, ABY, -(A + B)Bz)$. We then calculate the growth rate p for a large-scale mode proportional to $\exp(pt + iKz)$ and obtain $p = (|\delta K| \sqrt{AB}/8) - \eta_0 K^2$. Dynamo instability is possible provided $R_m = |\delta| \sqrt{AB}/(\eta_0 |K|) > 8$. We point out that for this flow, in the absence of conductivity variation, no dynamo would be possible.

These asymptotic results were confirmed by numerical simulations where the magnetic field was written as $\mathbf{B}(\mathbf{r}, t) = e^{i\mathbf{K} \cdot \mathbf{r}} \mathbf{b}(\mathbf{r}, t)$ and the Floquet theory described in the previous section was used to achieve large-scale separation ($K \ll 1$). The numerically calculated growth rates are shown in figure 7 for $R_m = 1/6$ and different values of K and $\delta\eta$, and show an excellent agreement with the asymptotic results. Note that, because of scale separation, even small values of the diffusivity variation $\delta\eta$ lead to a dynamo.

This mechanism provides a simple way to bypass anti-dynamo theorems and may thus play a role in the creation of magnetic fields of astrophysical objects. In the case

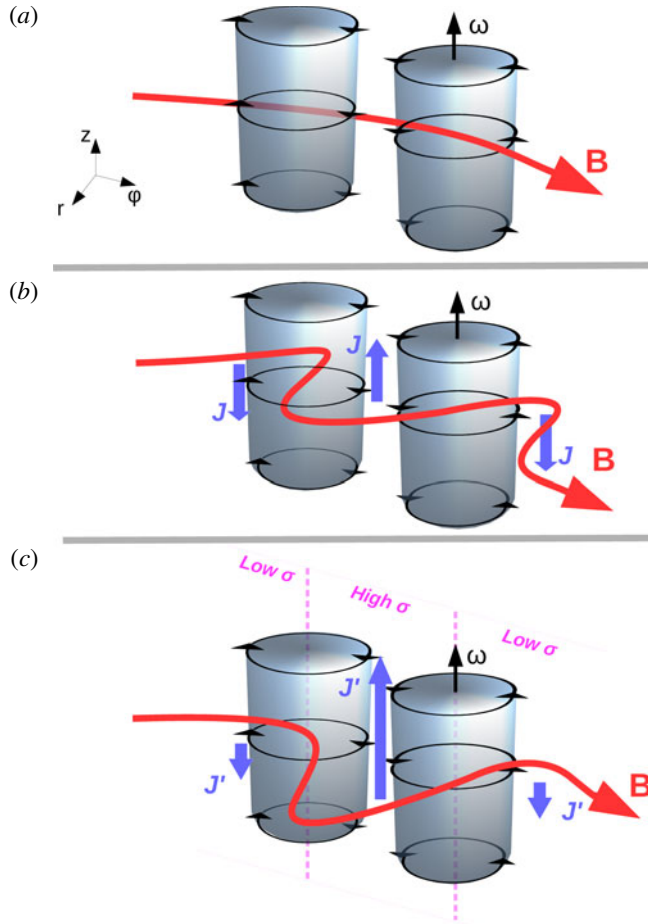


FIGURE 6. Sketch of the different steps involved in the amplification mechanism α^σ for a typical geophysical flow. (a) Two adjacent convective cells (grey cylinders) with axial vorticity ω are subject to a transverse azimuthal magnetic field B (red). (b) Both upward and downward axial currents $J \propto (\mathbf{v} \times \mathbf{B})$ (blue) are induced between the convective cells. (c) In the presence of conductivity gradients correlated to the vorticity (maximum gradient represented by pink dashed lines), large (respectively low) conductivity increases (respectively decreases) the induced current: the resulting net upward current J' is parallel to the vorticity.

of the Sun, temperature differences of 200–400 K are measured at the surface between ascending and descending plumes. For a linear dependence of σ on T , this would correspond to relative variations of σ of 3–7%, making the dimensionless parameter $\delta VL/\eta$ large enough for the α^σ -effect to play a role. In Pétrélis *et al.* (2016), it was suggested that ohmic dissipation might be another possible source for conductivity variations: if electrical currents produce sufficiently strong Joule heating, they could modify the local conductivity, suggesting a new scenario for a subcritical dynamo instability based on the α^σ -effect.

In a telluric planet such as the Earth, one has to consider the effect of the convective temperature fluctuations. These fluctuations are smaller than the static

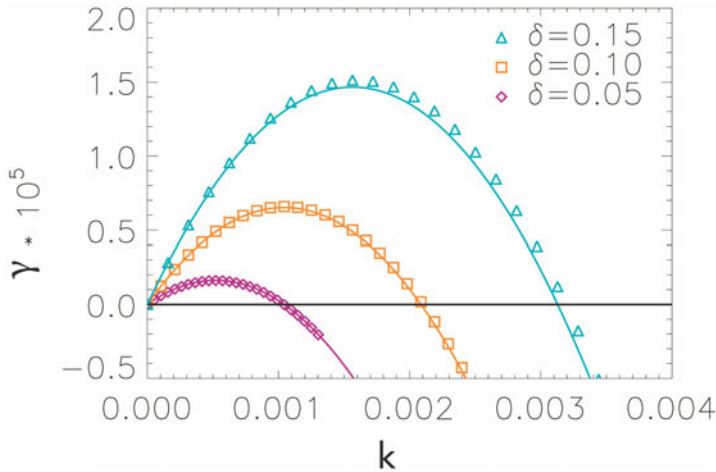


FIGURE 7. The growth rates for the two-dimensional flow considered in the text as a function of K , for $R_m = 1/6$ and three different $\delta\eta$. Numerically evaluated growth rates (symbols) and analytical prediction (solid lines).

radial gradient, but simple estimates of their intensities show that the efficiency of the α^σ -effect is larger than that of the usual α -effect when scale separation is large enough. In scale separation, the onset of an α^2 dynamo is given by $v\sqrt{L}/\eta = C_1$ where C_1 is a constant, v the amplitude of the velocity, l the wavelength of the flow and L the size over which the large-scale field varies. For an α^σ -dynamo, the onset is $\delta vL/\eta = C_2$ where C_2 is a constant and δ the amplitude of the relative variations of conductivity. Thus, for a flow that is prone to both effects, the α^σ -dynamo leads to a smaller onset provided $\delta\sqrt{L}/l \gg 1$. This means that this new type of dynamo may be expected in planetary cores, in which rapid rotation results in a drastic shortening of the characteristic length scale of the convective pattern (Chandrasekhar 2013).

Finally, one may use the α^σ -effect to modify the onset of an existing laboratory dynamo set-up, like the Karlsruhe dynamo (Stieglitz & Müller 2001). By imposing conductivity variations between the different vortices, an α^σ -effect is added to the α -effect. A corresponding decrease of the critical magnetic Reynolds number proportional to $\delta\eta/(vl)$ is expected, leading to a possible threshold reduction of roughly 10%.

7. Concluding remarks

Mean-field magnetohydrodynamics is one of the major concepts of dynamo theory. It has provided several analytically tractable studies that have contributed to our understanding of dynamo mechanisms. Although its validity is questionable when the magnetic Reynolds number at small scale is large, i.e. for many astrophysical flows, scale separation has led to one of the first experimental demonstration of the dynamo effect (Stieglitz & Müller 2001). Although a clear-cut scale separation does not exist in the VKS experiment, the magnetic field is not generated as if the mean flow were acting alone and it is likely that it results from an $\alpha - \omega$ mean-field dynamo related to helical vortices along the blades of the propellers. In the context of experimental dynamos without geometrically constrained flows, it is important to understand how turbulent fluctuations could affect the mean-field

dynamo mechanisms and limit their efficiency. Although turbulent fluctuations have been found detrimental for many dynamos without scale separation, we have shown that this inhibitory effect is almost suppressed for flows with scale separation and helicity. This motivates the following experimental project: the idea is to drive a sodium flow using a Roberts forcing but without constraining the flow with a periodic array of pipes, as in the Karlsruhe experiment. A Roberts forcing can be achieved using a square array of counter-rotating vertical spindles, each of them fitted with several propellers. Both vertical and azimuthal flow components are driven along each spindle and change sign between one spindle and its neighbours. Contrary to the Karlsruhe experiment, turbulent fluctuations will develop at scales larger than the length between neighbouring spindles up to the scale of the flow domain. This experiment could therefore provide the opportunity of studying a dynamo in a fully turbulent flow without the use of iron impellers. It will be a test of mean-field magnetohydrodynamics in the limit of very large kinetic Reynolds numbers.

REFERENCES

- ALEXAKIS, A. 2011 Searching for the fastest dynamo: laminar ABC flows. *Phys. Rev. E* **84** (2), 026321.
- BATCHELOR, G. 1950 On the spontaneous magnetic field in a conducting liquid in turbulent motion. *Proc. R. Soc. Lond. A* **201**, 405–416.
- BERHANU, M., VERHILLE, G., BOISSON, J., GALLET, B., GISSINGER, C., FAUVE, S., MORDANT, N., PETRELIS, F., BOURGOIN, M., ODIER, P. *et al.* 2010 Dynamo regimes and transitions in the VKS experiment. *Eur. Phys. J. B* **77** (4), 459–468.
- BERTHET, R., PETROSSIAN, A., RESIDORI, S., ROMAN, B. & FAUVE, S. 2003 Effect of multiplicative noise on parametric instabilities. *Physica D* **174** (1–4), 84–99.
- BLOCH, F. 1929 Über die quantenmechanik der elektronen in kristallgittern. *Z. Phys.* **52** (7), 555–600.
- BOLDYREV, S., CATTANEO, F. & ROSNER, R. 2005 Magnetic-field generation in helical turbulence. *Phys. Rev. Lett.* **95** (25), 255001.
- BOURGOIN, M., MARIE, L., PETRELIS, F., GASQUET, C., GUIGON, A., LUCIANI, J., MOULIN, M., NAMER, F., BURGUETE, J., CHIFFAUDEL, A. *et al.* 2002 Magnetohydrodynamics measurements in the von Karman sodium experiment. *Phys. Fluids* **14** (9), 3046–3058.
- BOUYA, I. & DORMY, E. 2013 Revisiting the ABC flow dynamo. *Phys. Fluids* **25** (3), 037103.
- BUSSE, F. H. 1970 Thermal instabilities in rapidly rotating systems. *J. Fluid Mech.* **44**, 441–460.
- CAMERON, A. & ALEXAKIS, A. 2016 Fate of alpha dynamos at large Rm. *Phys. Rev. Lett.* **117** (20), 205101.
- CAMERON, A., ALEXAKIS, A. & BRACHET, M.-E. 2016 Large-scale instabilities of helical flows. *Phys. Rev. Fluids* **1** (6), 063601.
- CATTANEO, F. & HUGHES, D. W. 2009 Problems with kinematic mean field electrodynamics at high magnetic Reynolds numbers. *Mon. Not. R. Astron. Soc.* **395**, L48–L51.
- CATTANEO, F. & TOBIAS, S. 2014 On large-scale dynamo action at high magnetic Reynolds number. *Astrophys. J.* **789** (1), 70.
- CHANDRASEKHAR, S. 2013 *Hydrodynamic and Hydromagnetic Stability*. Dover.
- CHILDRESS, S. 1969 A class of solutions of the magnetohydrodynamic dynamo problem. In *The Application of Modern Physics to the Earth and Planetary Interiors*, pp. 629–648. Interscience.
- COURVOISIER, A., HUGHES, D. W. & TOBIAS, S. M. 2006 α effect in a family of chaotic flows. *Phys. Rev. Lett.* **96** (3), 034503.
- COWLING, T. 1933 The magnetic field of sunspots. *Mon. Not. R. Astron. Soc.* **94** (1), 39–48.
- DORMY, E. & GERARD-VARET, D. 2008 Time scales separation for dynamo action. *Europhys. Lett.* **81** (6), 64002.
- DOUADY, S., COUDER, Y. & BRACHET, M. E. 1991 Direct observation of the intermittency of intense vorticity filaments in turbulence. *Phys. Rev. Lett.* **67** (8), 983–986.

- DUDLEY, M. & JAMES, R. 1989 Time-dependant kinematic dynamos with stationary flows. *Proc. R. Soc. Lond. A* **425** (1869), 407–429.
- FAUVE, S., LAROCHE, C. & CASTAING, B. 1993 Pressure fluctuations in swirling turbulent flows. *J. Physique II* **3** (3), 271–278.
- FAUVE, S. & PÉTRÉLIS, F. 2003 The dynamo effect. In *Peyresq Lectures on Nonlinear Phenomena* (ed. J. A. Sepulchre & J.-L. Beaumont), vol. 2, pp. 1–64. World Scientific.
- FLOQUET, G. 1883 Sur les équations différentielles linéaires à coefficients périodiques. *Ann. Sci. École Norm. Sup.* **12**, 47–88.
- GAILITIS, A., LIELAUSIS, O., PLATACIS, E., DEMENT'EV, S., CIFERSONS, A., GERBETH, G., GUNDRUM, T., STEFANI, F. M. C. & WILL, G. 2001 Magnetic field saturation in the riga dynamo experiment. *Phys. Rev. Lett.* **86**, 3024–3027.
- GALANTI, B., SULEM, P.-L. & POUQUET, A. 1992 Linear and non-linear dynamos associated with abc flows. *Geophys. Astrophys. Fluid Dyn.* **66** (1–4), 183–208.
- GALLET, B., PETRELIS, F. & FAUVE, S. 2012 Dynamo action due to spatially dependent magnetic permeability. *Europhys. Lett.* **97** (6), 69001.
- GALLET, B., PETRELIS, F. & FAUVE, S. 2013 Spatial variations of magnetic permeability as a source of dynamo action. *J. Fluid Mech.* **727**, 161–190.
- GALLOWAY, D. & FRISCH, U. 1984 A numerical investigation of magnetic field generation in a flow with chaotic streamlines. *Geophys. Astrophys. Fluid Dyn.* **29**, 13–18.
- GALLOWAY, D. & FRISCH, U. 1986 Dynamo action in a family of flows with chaotic streamlines. *Geophys. Astrophys. Fluid Dyn.* **36**, 53–83.
- GIESECKE, A., NORE, C., PLUNIAN, F., LAGUERRE, R., RIBEIRO, A., STEFANI, F., GERBETH, G., LEORAT, J. & GUERMOND, J. L. 2010a Generation of axisymmetric modes in cylindrical kinematic mean-field dynamos of vks type. *Geophys. Astrophys. Fluid Dyn.* **104**, 249–271.
- GIESECKE, A., NORE, C., STEFANI, F., GERBETH, G., LEORAT, J., HERREMAN, W., LUDDENS, F. & GUERMOND, J.-L. 2012 Influence of high-permeability discs in an axisymmetric model of the cadarache dynamo experiment. *New J. Phys.* **14**, 053005.
- GIESECKE, A., STEFANI, F. & GERBETH, G. 2010b Role of soft-iron impellers on the mode selection in the von Karman-sodium dynamo experiment. *Phys. Rev. Lett.* **104**, 044503.
- GISSINGER, C., DORMY, E. & FAUVE, S. 2008a Bypassing Cowling's theorem in axisymmetric fluid dynamos. *Phys. Rev. Lett.* **101** (14), 144502.
- GISSINGER, C., ISKAKOV, A., FAUVE, S. & DORMY, E. 2008b Effect of magnetic boundary conditions on the dynamo threshold of von Karman swirling flows. *Europhys. Lett.* **82**, 29001.
- GISSINGER, C. J. P. 2009 A numerical model of the VKS experiment. *Europhys. Lett.* **87** (3), 39002.
- GRAHAM, R. & SCHENZLE, A. 1982 Stabilization by multiplicative noise. *Phys. Rev. A* **26** (3), 1676–1685.
- HERAULT, J. & PETRELIS, F. 2014 Optimum reduction of the dynamo threshold by a ferromagnetic layer located the flow. *Phys. Rev. E* **90** (3), 033015.
- HOYNG, P. 1993 Helicity fluctuations in mean-field theory – an explanation for the variability of the solar cycle. *Astron. Astrophys.* **272** (1), 321–339.
- HOYNG, P. & DUISTERMAAT, J. 2004 Geomagnetic reversals and the stochastic exit problem. *Europhys. Lett.* **68** (2), 177–183.
- HOYNG, P., SCHMITT, D. & OSSENDRIJVER, M. 2002 A theoretical analysis of the observed variability of the geomagnetic dipole field. *Phys. Earth Planet. Inter.* **130** (3–4), 143–157.
- HOYNG, P., SCHMITT, D. & TEUBEN, L. 1994 The effect of random alpha-fluctuations and the global properties of the solar magnetic field. *Astron. Astrophys.* **289** (1), 265–278.
- HUGHES, D. W. 2008 The mean electromotive force at high magnetic Reynolds numbers. *Plasma Phys. Control. Fusion* **50** (12), 124021.
- ISKAKOV, A. B., SCHEKOCIHIN, A. A., COWLEY, S. C., MCWILLIAMS, J. C. & PROCTOR, M. R. E. 2007 Numerical demonstration of fluctuation dynamo at low magnetic Prandtl numbers. *Phys. Rev. Lett.* **98** (20), 208501.
- JONES, S. E. & GILBERT, A. D. 2014 Dynamo action in the ABC flows using symmetries. *Geophys. Astrophys. Fluid Dyn.* **108**, 83–116.

- KABASHIMA, S., KOGURE, S., KAWAKUBO, T. & OKADA, T. 1979 Oscillatory to non oscillatory transition due to external noise in a parametric oscillator. *J. Appl. Phys.* **50** (10), 6296–6302.
- KLEEORIN, N. & ROGACHEVSKII, I. 2008 Mean-field dynamo in a turbulence with shear and kinetic helicity fluctuations. *Phys. Rev. E* **77** (3), 036307-1–036307-11.
- KRAUSE, F. & RÄDLER, K. H. 1980 *Mean-Field Magnetohydrodynamics and Dynamo Theory*. Pergamon.
- KREUZAHLER, S., PONTY, Y., PLIHON, N., HOMANN, H. & GRAUER, R. 2017 Dynamo enhancement and mode selection triggered by high magnetic permeability. *Phys. Rev. Lett.* **119** (23), 234501.
- LAGUERRE, R., NORE, C., RIBEIRO, A., LEORAT, J., GUERMOND, J. L. & PLUNIAN, F. 2008 Impact of impellers on the axisymmetric magnetic mode in the VKS2 dynamo experiment. *Phys. Rev. Lett.* **101** (10), 104501.
- LANDAU, L. D. & LIFSHITZ, E. M. 1987 *Fluid Mechanics*. Butterworth Heinemann.
- LARMOR, J. 1919 How could a rotating body such as the sun become a magnet? In *Rep. 87th Meeting Brit. Assoc. Adv. Sci., Bornemouth*, vol. 66, pp. 159–160. John Murray.
- LAVAL, J., BLAINEAU, P., LEPROVOST, N., DUBRULLE, B. & DAVIAUD, F. 2006 Influence of turbulence on the dynamo threshold. *Phys. Rev. Lett.* **96** (20), 204503.
- LUCKE, M. & SCHANK, F. 1985 Response to parametric modulation near an instability. *Phys. Rev. Lett.* **54** (14), 1465–1468.
- MININNI, P. D. 2007 Inverse cascades and α effect at a low magnetic Prandtl number. *Phys. Rev. E* **76**, 026316.
- MININNI, P. D., ROSENBERG, D., REDDY, R. & POUQUET, A. 2011 A hybrid MPI–OpenMP scheme for scalable parallel pseudospectral computations for fluid turbulence. *Parallel Comput.* **37** (6–7), 316–326.
- MOFFATT, H. & PROCTOR, M. 1982 The role of the helicity spectrum function in turbulent dynamo theory. *Geophys. Astrophys. Fluid Dyn.* **21** (3–4), 265–283.
- MOFFATT, H. K. 1978 *Magnetic Field Generation in Electrically Conducting Fluids*. Cambridge University Press.
- MONCHAUX, R., BERHANU, M., BOURGOIN, M., MOULIN, M., ODIER, P., PINTON, J.-F., VOLK, R., FAUVE, S., MORDANT, N., PÉTRÉLIS, F. *et al.* 2007 Generation of a magnetic field by dynamo action in a turbulent flow of liquid sodium. *Phys. Rev. Lett.* **98** (4), 044502.
- NORE, C., QUIROZ, D. C., CAPPANERA, L. & GUERMOND, J. L. 2016 Direct numerical simulation of the axial dipolar dynamo in the von Karman Sodium experiment. *Europhys. Lett.* **114** (6), 65002.
- NORE, C., QUIROZ, D. C., CAPPANERA, L. & GUERMOND, J. L. 2017 Numerical simulation of the von karman sodium dynamo experiment. HAL Id: hal-01575765 <https://hal.archives-ouvertes.fr/hal-01575765>.
- PARKER, E. N. 1955 Hydromagnetic dynamo models. *Astrophys. J.* **122**, 293–314.
- PARKER, E. N. 1969 The occasional reversal of the geomagnetic field. *Astrophys. J.* **158**, 815–827.
- PÉTRÉLIS, F. 2002 PhD thesis, Effet Dynamo: Etudes des mécanismes d’instabilité et de saturation du champ magnétique. Université Pierre et Marie Curie - Paris 6, HAL Id: tel-00003842, <https://tel.archives-ouvertes.fr/tel-00003842>.
- PÉTRÉLIS, F., ALEXAKIS, A. & GISSINGER, C. 2016 Fluctuations of electrical conductivity: a new source for astrophysical magnetic fields. *Phys. Rev. Lett.* **116** (16), 161102.
- PETRELIS, F. & AUMAITRE, S. 2003 Intermittency at the edge of a stochastically inhibited pattern-forming instability. *Eur. Phys. J. B* **34** (3), 281–284.
- PETRELIS, F., AUMAITRE, S. & FAUVE, S. 2005 Effect of phase noise on parametric instabilities. *Phys. Rev. Lett.* **94** (7), 070603.
- PETRELIS, F. & FAUVE, S. 2001 Saturation of the magnetic field above the dynamo threshold. *Eur. Phys. J. B* **22** (3), 273–276.
- PÉTRÉLIS, F. & FAUVE, S. 2006 Inhibition of the dynamo effect by phase fluctuations. *Europhys. Lett.* **76** (4), 602–608.
- PETRELIS, F., MORDANT, N. & FAUVE, S. 2007 On the magnetic fields generated by experimental dynamos. *Geophys. Astrophys. Fluid Dyn.* **101** (3–4), 289–323.

- PLUNIAN, F. 2005 An optimal scale separation for a dynamo experiment. *Phys. Fluids* **17** (4), 048106.
- PLUNIAN, F. & RÄDLER, K.-H. 2002 Subharmonic dynamo action in the Roberts flow. *Geophys. Astrophys. Fluid Dyn.* **96**, 115–133.
- PONTY, Y., MININNI, P. D., MONTGOMERY, D. C., PINTON, J.-F., POLITANO, H. & POUQUET, A. 2005 Numerical study of dynamo action at low magnetic Prandtl numbers. *Phys. Rev. Lett.* **94** (16), 164502.
- PRASATH, S. G. G., FAUVE, S. & BRACHET, M. 2014 Dynamo action by turbulence in absolute equilibrium. *Europhys. Lett.* **106** (2), 29002.
- PROCTOR, M. R. E. 2007 Effects of fluctuation on alpha Omega dynamo models. *Mon. Not. R. Astron. Soc.* **382** (1), L39–L42.
- RESIDORI, S., BERTHET, R., ROMAN, B. & FAUVE, S. 2002 Noise induced bistability of parametric surface waves. *Phys. Rev. Lett.* **88** (2), 024502.
- RICHARDSON, K. J. & PROCTOR, M. R. E. 2010 Effects of alpha-effect fluctuations on simple nonlinear dynamo models. *Geophys. Astrophys. Fluid Dyn.* **104** (5–6), 601–618.
- RICHARDSON, K. J. & PROCTOR, M. R. E. 2012 Fluctuating alpha Omega dynamos by iterated matrices. *Mon. Not. R. Astron. Soc.* **422** (1), L53–L56.
- ROBERTS, G. O. 1970 Spatially periodic dynamos. *Phil. Trans. R. Soc. Lond. A* **266**, 535–558.
- ROBERTS, G. O. 1972 Dynamo action of fluid motions with 2-dimensional periodicity. *Phil. Trans. R. Soc. Lond. A* **271**, 411–454.
- ROGACHEVSKII, I. & KLEEORIN, N. 1997 Intermittency and anomalous scaling for magnetic fluctuations. *Phys. Rev. E* **56**, 417–426.
- SADEK, M., ALEXAKIS, A. & FAUVE, S. 2016 Optimal length scale for a turbulent dynamo. *Phys. Rev. Lett.* **116**, 074501.
- SCHEKOCIHIN, A. A., HAUGEN, N. E. L., BRANDENBURG, A., COWLEY, S. C., MARON, J. L. & MCWILLIAMS, J. C. 2005 The onset of a small-scale turbulent dynamo at low magnetic Prandtl numbers. *Astrophys. J.* **625**, L115–L118.
- SESHASAYANAN, K., DALLAS, V. & ALEXAKIS, A. 2017 The onset of turbulent rotating dynamos at the low magnetic Prandtl number limit. *J. Fluid Mech.* **822**, R3.
- SHUMAYLOVA, V., TEED, R. J. & PROCTOR, M. R. 2016 Large-to small-scale dynamo in domains of large aspect ratio: kinematic regime. *Mon. Not. R. Astron. Soc.* **466** (3), 3513–3518.
- SILANT'EV, N. 2000 Magnetic dynamo due to turbulent helicity fluctuations. *Astron. Astrophys.* **364** (1), 339–347.
- SOKOLOV, D. 1997 The disk dynamo with fluctuating spirality. *Astron. Rep.* **41** (1), 68–72.
- SOWARD, A. 1987 Fast dynamo action in a steady flow. *J. Fluid Mech.* **180**, 267–295.
- SOWARD, A. & CHILDRESS, S. 1990 Large magnetic Reynolds number dynamo action in a spatially periodic flow with mean motion. *Phil. Trans. R. Soc. Lond. A* **331**, 649–733.
- SRIDHAR, S. & SINGH, N. K. 2010 The shear dynamo problem for small magnetic Reynolds numbers. *J. Fluid Mech.* **664**, 265–285.
- STIEGLITZ, R. & MÜLLER, U. 2001 Experimental demonstration of a homogeneous two-scale dynamo. *Phys. Fluids* **13**, 561–564.
- STRATONOVICH, R. 1963 *Topics in the Theory of Random Noise*. Gordon and Breach.
- SUBRAMANIAN, K. 1999 Unified treatment of small- and large-scale dynamos in helical turbulence. *Phys. Rev. Lett.* **83**, 2957–2960.
- TILGNER, A. 1997 A kinematic dynamo with a small scale velocity field. *Phys. Lett. A* **226**, 75–79.
- TILGNER, A. 2007 Kinematic dynamos in multiple scale flows. *New J. Phys.* **9**, 290.
- TILGNER, A. 2008 Dynamo action with wave motion. *Phys. Rev. Lett.* **100** (12), 128501.
- VISHNIAC, E. & BRANDENBURG, A. 1997 An incoherent alpha-Omega dynamo in accretion disks. *Astrophys. J.* **475** (1, 1), 263–274.
- ZANDBERGEN, P. & DIJKSTRA, D. 1987 Von Karman swirling flows. *Annu. Rev. Fluid Mech.* **19**, 465–491.